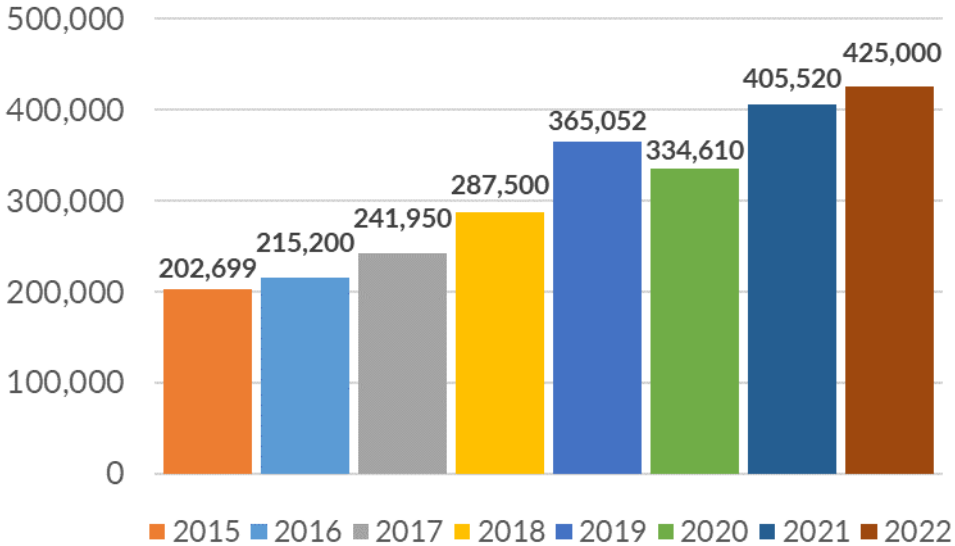


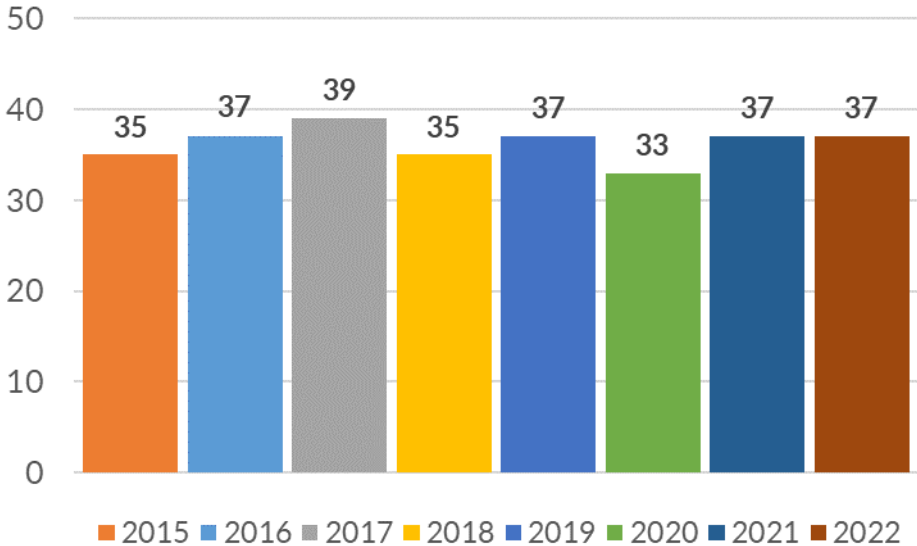
Fundraising Data

Funds Raised by Campaign Year

*Excludes foundation grants



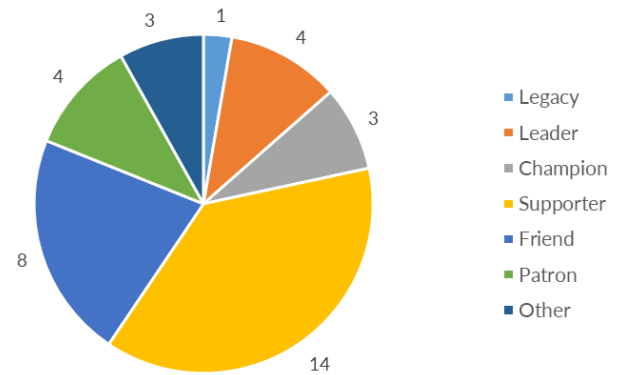
Donors by Campaign Year



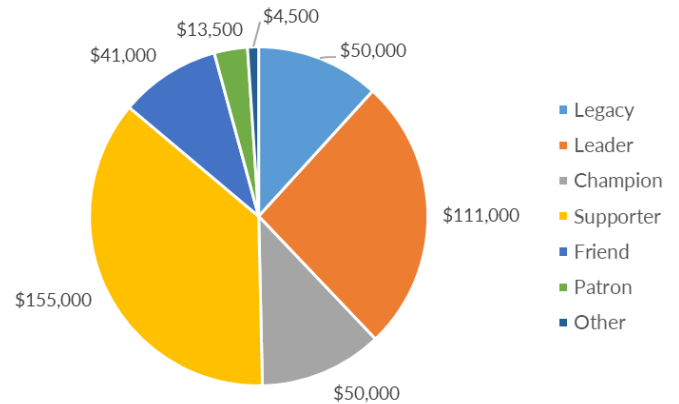
2022 Donors by Sponsor Level & Amount

	Count	Sum Paid
Legacy	1	\$50,000
\$50,000	1	\$50,000
Leader	4	\$111,000
\$31,000	1	\$31,000
\$30,000	1	\$30,000
\$25,000	2	\$50,000
Champion	3	\$50,000
\$20,000	1	\$20,000
\$15,000	2	\$30,000
Supporter	14	\$155,000
\$13,000	2	\$26,000
\$12,000	2	\$24,000
\$11,500	2	\$23,000
\$11,000	2	\$22,000
\$10,000	6	\$60,000
Friend	8	\$41,000
\$6,000	1	\$6,000
\$5,000	7	\$35,000
Patron	4	\$13,500
\$4,500	1	\$4,500
\$3,000	3	\$9,000
Other	3	\$4,500
\$2,000	1	\$2,000
\$1,500	1	\$1,500
\$1,000	1	\$1,000
Grand Total	37	\$425,000

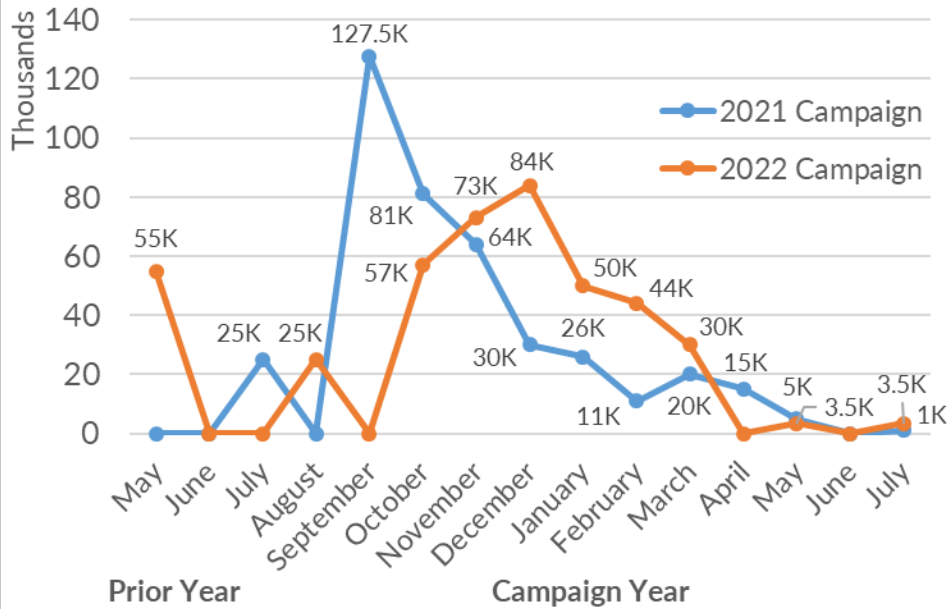
2022 # Donors by Sponsor Levels



2022 Total Paid by Sponsor Levels



Funds Raised by Month Comparison



Dependency on Top Donors

Contributions by Top 5 Donors

Donor	Past 4 years (2019-2022)	Current year (2022)
PG&E	\$163,500	\$31,000
TVA	\$150,000	\$50,000
AGA	\$148,500	\$30,000
Entergy	\$70,000	\$25,000
EEl	\$70,000	\$20,000
Total Contributions	\$602,000	\$156,000

Organizational Expenses

	Past 4 years (2019-2022)	Current year (2022)
Total Organizational Expenses	\$2,850,907	\$1,056,882

*2022 expenses estimated

Annual Dependency Quotient	21%	15%
-----------------------------------	------------	------------

*percentage of organizational expenses dependent on five largest donors