

Alabama

LIHEAP FY2022 State Profile

Total Funding Available*

\$73,770,808

Funding Available to Tribes**

\$416,204

Total Households Served

81,406

Income Eligibility Requirements

\$39,750

for a 4-person household

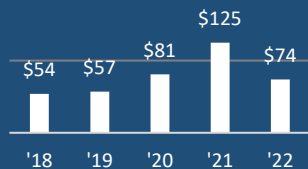
% of State Income-Eligible Population Served

18%

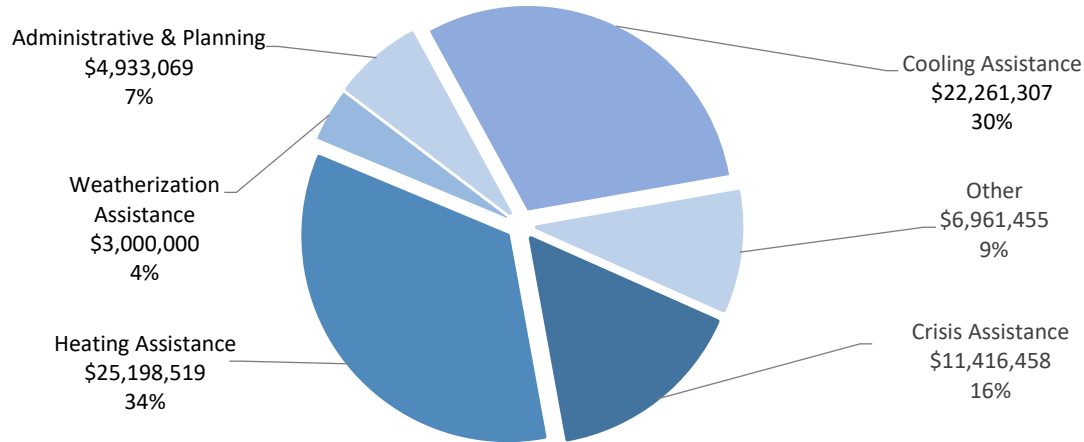
State Income-Eligible Population

459,359

Annual Funds, 2018-2022
(\$ millions)



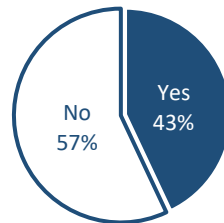
Uses of Funds



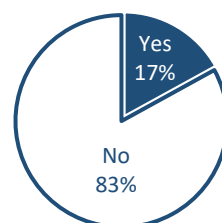
The Other category consists of:
Carryover to FY 2023 (\$6,392,651)
Assurance 16 Activities (\$568,804)

Vulnerable Recipient Households

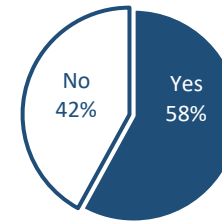
Households with Elderly Member



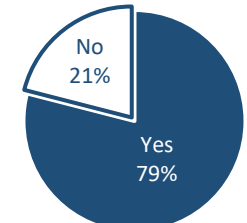
Households with Young Child



Households with Disabled Member



Households with Any Vulnerable Member



Types of Assistance

Heating Assistance served 59,725 households with reported average benefits of \$400 (regular LIHEAP funds) and \$272 (LIHEAP ARPA funds).

Cooling Assistance served 52,528 households with reported average benefits of \$405 (regular LIHEAP funds) and \$270 (LIHEAP ARPA funds).

Winter Crisis Assistance served 14,923 households with a reported average benefit of \$499 (regular LIHEAP funds).

Summer Crisis Assistance served 7,946 households with a reported average benefit of \$488 (regular LIHEAP funds).

Weatherization Assistance served 452 households with a calculated average benefit of \$6,637.

*Total Funding Available includes \$93,160 returned to the federal government

** Funding Available to Tribes is direct funding by ACF and is not included in other Profile figures

Data are current as of June 30, 2023.

For more information, see <https://liheappm.acf.hhs.gov/>