

Arizona

LIHEAP FY2022 State Profile

Total Funding Available
\$32,094,956

Funding Available to Tribes*
\$2,567,872

Total Households Served
20,882

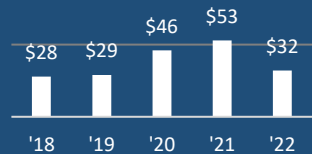
Income Eligibility Requirements
\$55,472

for a 4-person household

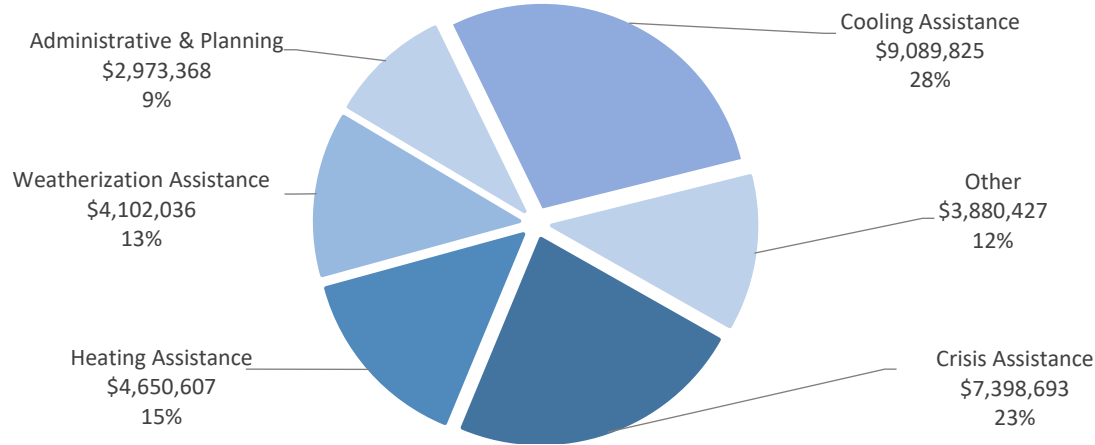
% of State Income-Eligible Population Served
3%

State Income-Eligible Population
644,381

Annual Funds, 2018-2022
 (\$ millions)



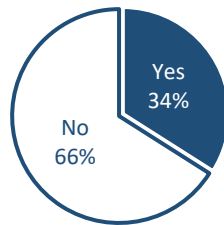
Uses of Funds



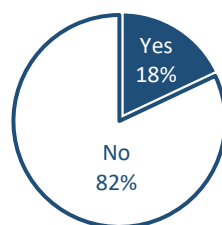
The Other category consists of:
 Carryover to FY 2023 (\$2,369,183)
 Assurance 16 Activities (\$1,486,244)
 Dev. of Leveraging Resources (\$25,000)

Vulnerable Recipient Households

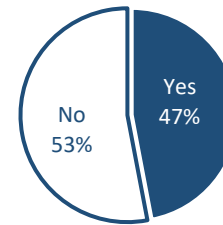
Households with Elderly Member



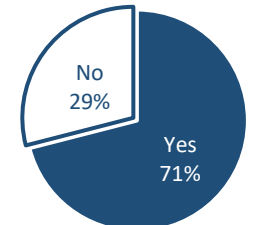
Households with Young Child



Households with Disabled Member



Households with Any Vulnerable Member



Types of Assistance

Heating Assistance served 6,377 households with a reported average benefit of \$723 (regular LIHEAP funds).

Cooling Assistance served 14,016 households with a reported average benefit of \$714 (regular LIHEAP funds).

Year-Round Crisis Assistance served 7,569 households with a reported average benefit of \$984 (regular LIHEAP funds).

Weatherization Assistance served 606 households with a calculated average benefit of \$6,769.

*Funding Available to Tribes is direct funding by ACF and is not included in other Profile figures.

Data are current as of June 30, 2023.
 For more information, see <https://liheappm.acf.hhs.gov/>