

# Arkansas

## LIHEAP FY2022 State Profile

Total Funding Available  
**\$51,035,470**

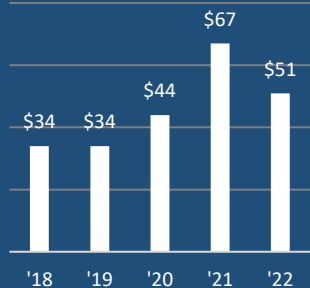
Total Households Served  
**70,425**

Income Eligibility Requirements  
**\$42,891**  
 for a 4-person household

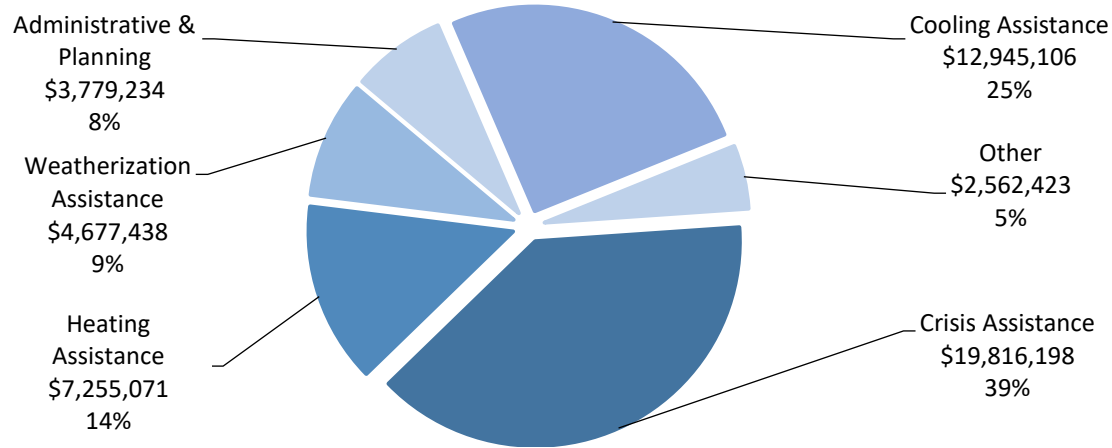
% of State Income-Eligible Population Served  
**22%**

State Income-Eligible Population  
**323,760**

Annual Funds, 2018-2022  
 (\$ millions)



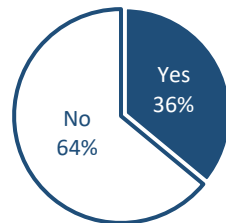
### Uses of Funds



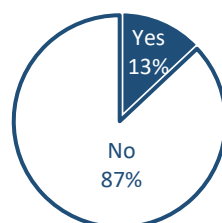
The Other category consists of:  
 Assurance 16 Activities (\$1,307,405)  
 Carryover to FY 2023 (\$1,255,018)

### Vulnerable Recipient Households

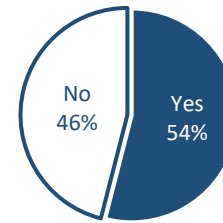
Households with Elderly Member



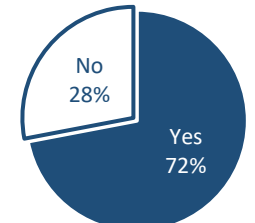
Households with Young Child



Households with Disabled Member



Households with Any Vulnerable Member



### Types of Assistance

**Heating Assistance** served 45,711 households with reported average benefits of \$248 (regular LIHEAP funds) and \$239 (LIHEAP ARPA funds).

**Cooling Assistance** served 43,489 households with reported average benefits of \$248 (regular LIHEAP funds) and \$245 (LIHEAP ARPA funds).

**Winter Crisis Assistance** served 20,487 households with reported average benefits of \$502 (regular LIHEAP funds) and \$605 (LIHEAP ARPA funds).

**Summer Crisis Assistance** served 13,909 households with reported average benefits of \$439 (regular LIHEAP funds) and \$439 (LIHEAP ARPA funds).

**Weatherization Assistance** served 388 households.