

California

LIHEAP FY2022 State Profile

Total Funding Available
\$217,748,270

Funding Available to Tribes*
\$787,126

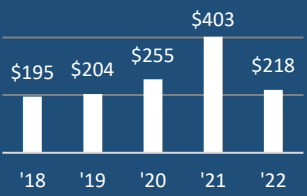
Total Households Served
187,456

Income Eligibility Requirements
\$59,186
 for a 4-person household

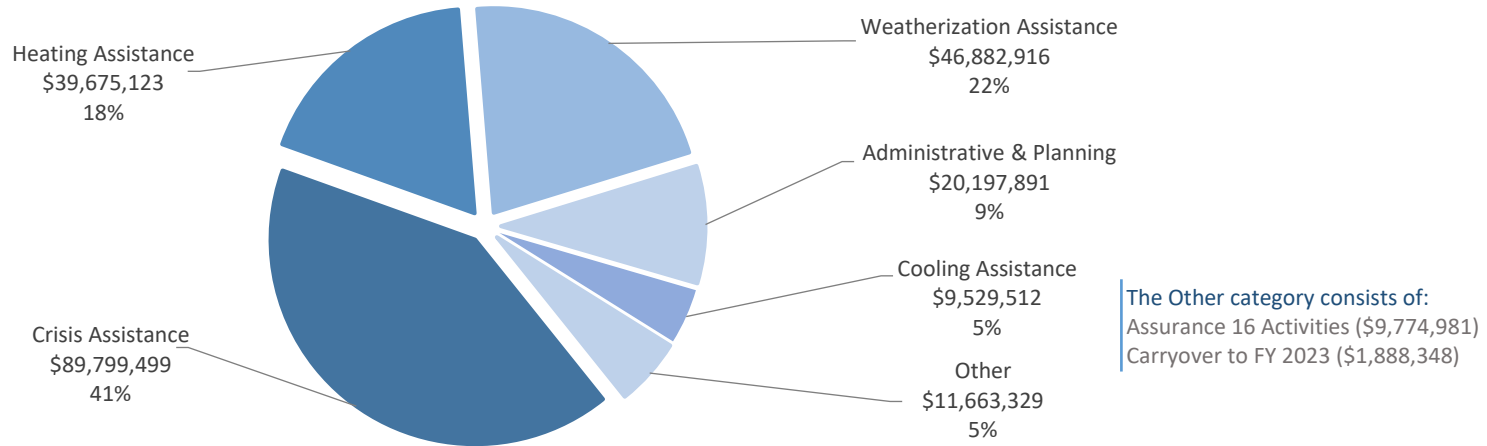
% of State Income-Eligible Population Served
5%

State Income-Eligible Population
3,453,435

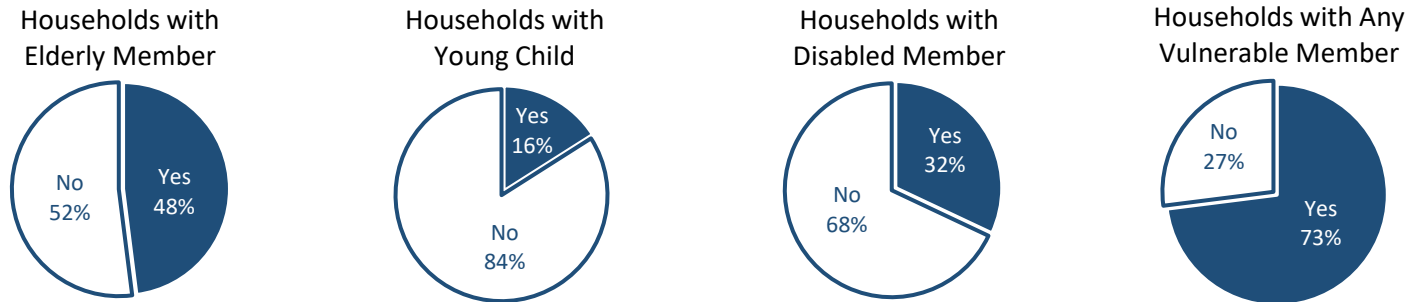
Annual Funds, 2018-2022 (\$ millions)



Uses of Funds



Vulnerable Recipient Households



Types of Assistance

Heating Assistance served 98,075 households with reported average benefits of \$446 (regular LIHEAP funds) and \$439 (LIHEAP ARPA funds).

Cooling Assistance served 34,500 households with reported average benefits of \$434 (regular LIHEAP funds) and \$421 (LIHEAP ARPA funds).

Year-Round Crisis Assistance served 91,127 households with reported average benefits of \$863 (regular LIHEAP funds) and \$1,212 (LIHEAP ARPA funds).

Weatherization Assistance served 8,890 households with a calculated average benefit of \$5,274.

*Funding Available to Tribes is direct funding by ACF and is not included in other Profile figures.