

Connecticut

LIHEAP FY2022 State Profile

Total Funding Available
\$139,844,668

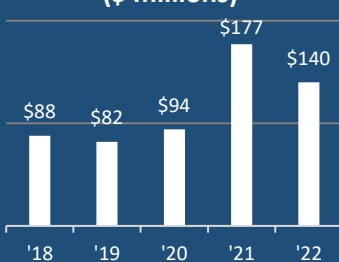
Total Households Served
92,180

Income Eligibility Requirements
\$75,052
 for a 4-person household

% of State Income-Eligible Population Served
21%

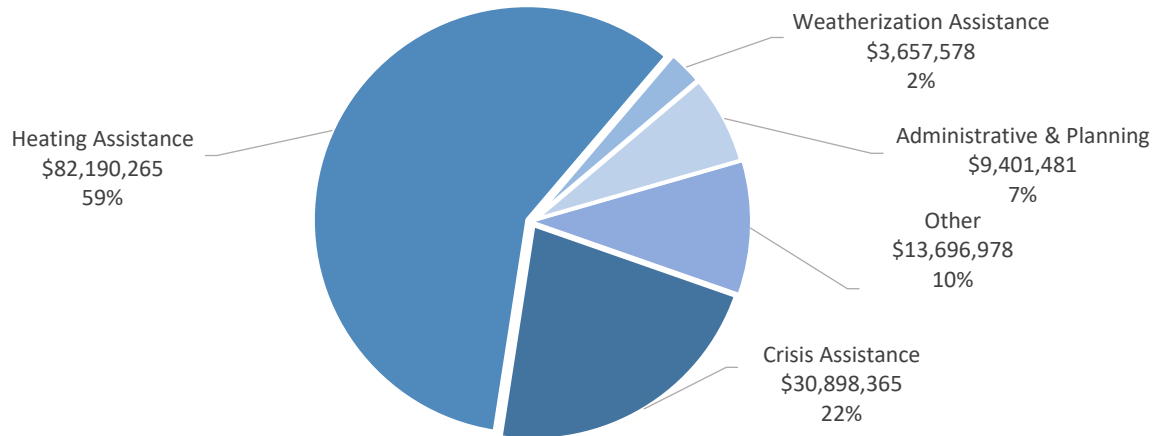
State Income-Eligible Population
434,017

Annual Funds, 2018-2022 (\$ millions)



Year	Funding (\$ millions)
'18	\$88
'19	\$82
'20	\$94
'21	\$177
'22	\$140

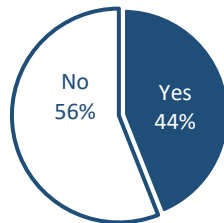
Uses of Funds



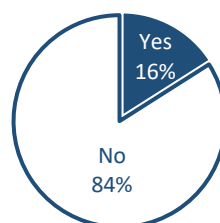
The Other category consists of:
 Nominal Payments (\$6,817,603)
 Carryover to FY 2023 (\$5,516,723)
 Assurance 16 Activities (\$1,362,652)

Vulnerable Recipient Households

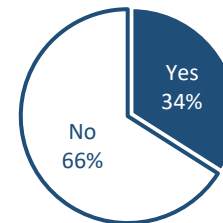
Households with Elderly Member



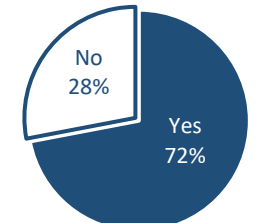
Households with Young Child



Households with Disabled Member



Households with Any Vulnerable Member



Types of Assistance

Heating Assistance served 92,180 households with reported average benefits of \$997 (regular LIHEAP funds) and \$865 (LIHEAP ARPA funds).

Winter Crisis Assistance served 24,087 with a reported average benefit of \$766 (regular LIHEAP funds) and \$761 (LIHEAP ARPA funds).

Weatherization Assistance served 665 households with a calculated average benefit of \$5,500.