

# Delaware

## LIHEAP FY2022 State Profile

Total Funding Available\*

**\$23,998,685**

Total Households Served

**10,526**

Income Eligibility Requirements

**\$53,132**

for a 4-person household

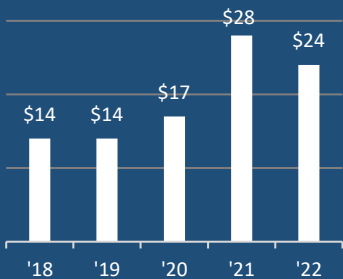
% of State Income-Eligible Population Served

**12%**

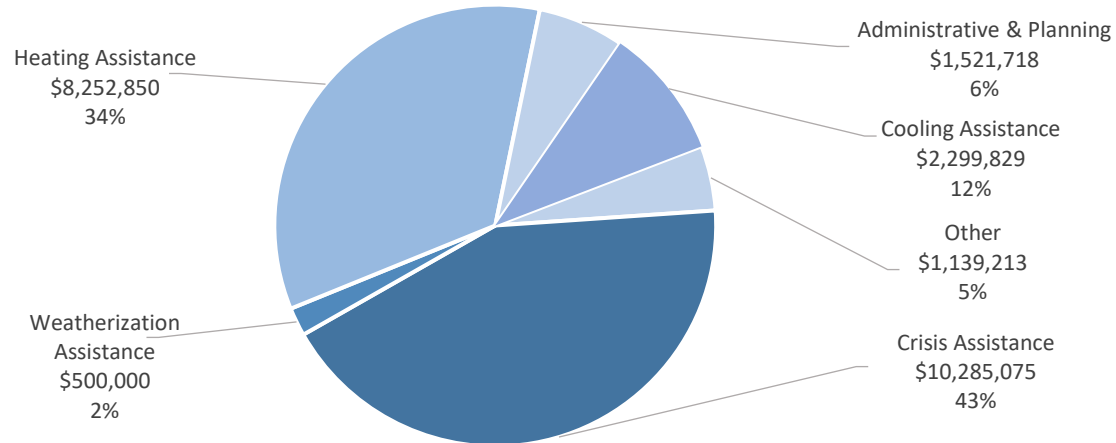
State Income-Eligible Population

**86,292**

Annual Funds, 2018-2022 (\$ millions)



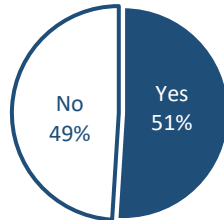
### Uses of Funds



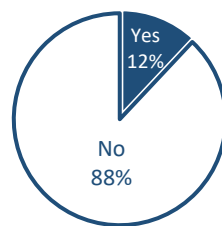
The Other category consists of:  
 Carryover to FY 2023 (\$1,046,918)  
 Assurance 16 Activities (\$92,295)

### Vulnerable Recipient Households

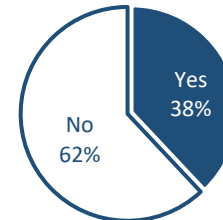
Households with Elderly Member



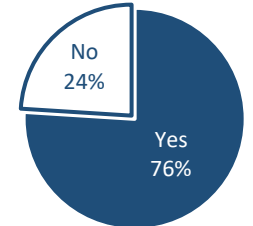
Households with Young Child



Households with Disabled Member



Households with Any Vulnerable Member



### Types of Assistance

**Heating Assistance** served 8,445 households with a reported average benefit of \$592 (regular LIHEAP funds).

**Cooling Assistance** served 229 households with a reported average benefit of \$859 (regular LIHEAP funds).

**Year-Round Crisis Assistance** served 10,151 households with a reported average benefit of \$434 (regular LIHEAP funds) and \$740 (LIHEAP ARPA funds).

**Weatherization Assistance** served 78 households with a calculated average benefit of \$6,410.

\* Total Funding Available includes \$120,938 returned to the federal government.

Data are current as of June 30, 2023.  
 For more information, see <https://liheappm.acf.hhs.gov/>.