

District of Columbia

LIHEAP FY2022 State Profile

Total Funding Available
\$23,631,353

Total Households Served
18,030

Income Eligibility Requirements
\$82,538

for a 4-person household

% of State Income-Eligible Population Served

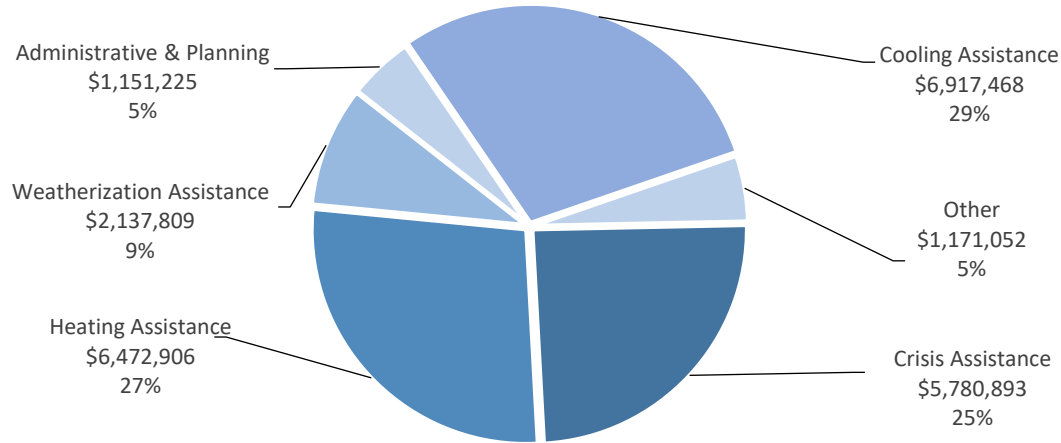
21%

State Income-Eligible Population
85,689

Annual Funds, 2018-2022
(\$ millions)



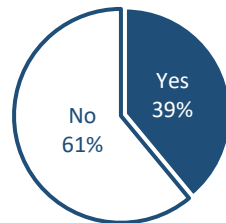
Uses of Funds



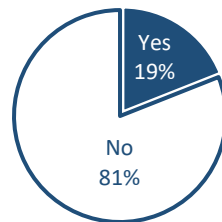
The Other category consists of:
Carryover to FY 2023 (\$1,109,344)
Assurance 16 Activities (\$61,708)

Vulnerable Recipient Households

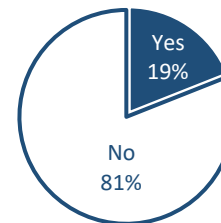
Households with Elderly Member



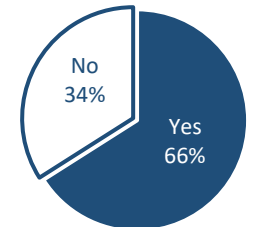
Households with Young Child



Households with Disabled Member



Households with Any Vulnerable Member



Types of Assistance

Heating Assistance served 8,035 households with reported average benefits of \$580 (regular LIHEAP funds) and \$507 (LIHEAP ARPA funds).

Cooling Assistance served 13,480 households with reported average benefits of \$594 (regular LIHEAP funds) and \$391 (LIHEAP ARPA funds)

Year-Round Crisis Assistance served 4,700 households with reported average benefits of \$623 (regular LIHEAP funds) and \$632 (LIHEAP ARPA funds).

Weatherization Assistance served 77 households. Additional households will be served in FY 2023 using the FY 2022 funds.