

Florida

LIHEAP FY2022 State Profile

Total Funding Available
\$148,552,473

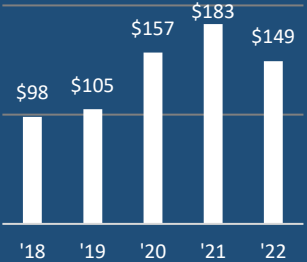
Total Households Served
145,680

Income Eligibility Requirements
\$50,071
 for a 4-person household

% of State Income-Eligible Population Served
7%

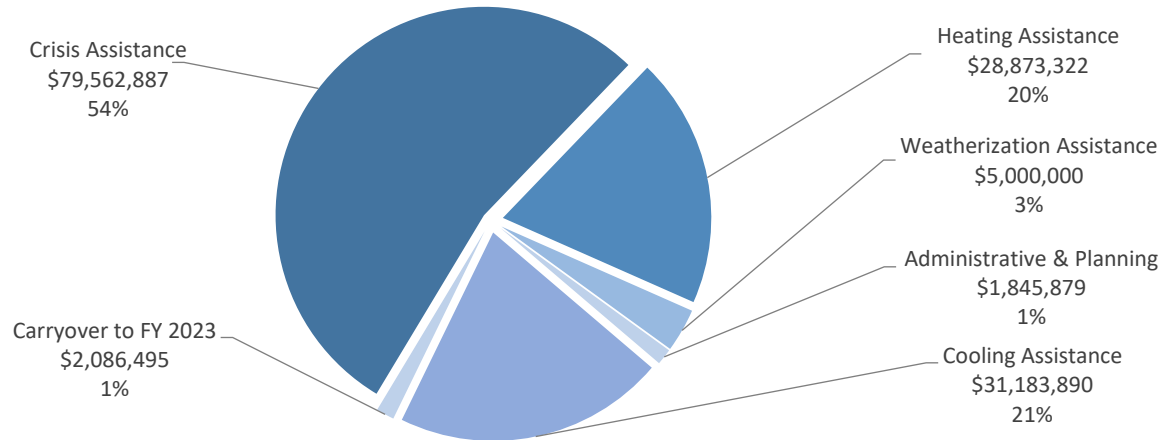
State Income-Eligible Population
2,029,428

Annual Funds, 2018-2022 (\$ millions)

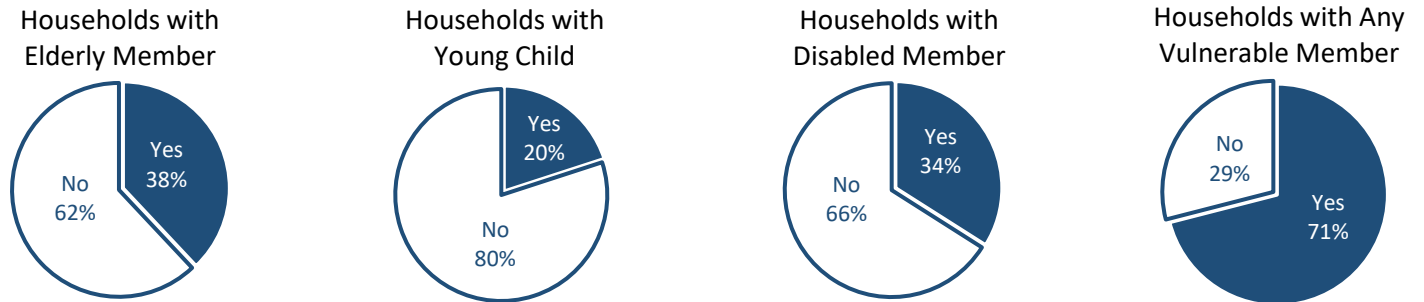


Year	Funds (\$ millions)
'18	\$98
'19	\$105
'20	\$157
'21	\$183
'22	\$149

Uses of Funds



Vulnerable Recipient Households



Types of Assistance

Heating Assistance served 36,141 households with a reported average benefit of \$638 (regular LIHEAP funds).

Cooling Assistance served 46,646 households with a reported average benefit of \$689 (regular LIHEAP funds).

Winter Crisis Assistance served 36,065 households with reported average benefits of \$463 (regular LIHEAP funds) and \$607 (LIHEAP ARPA funds).

Summer Crisis Assistance served 48,215 households with reported average benefits of \$412 (regular LIHEAP funds) and \$607 (LIHEAP ARPA funds).

Weatherization Assistance served 413 households.