

Louisiana

LIHEAP FY2022 State Profile

Total Funding Available
\$57,876,830

Total Households Served
72,872

Income Eligibility Requirements
\$49,067

for a 4-person household

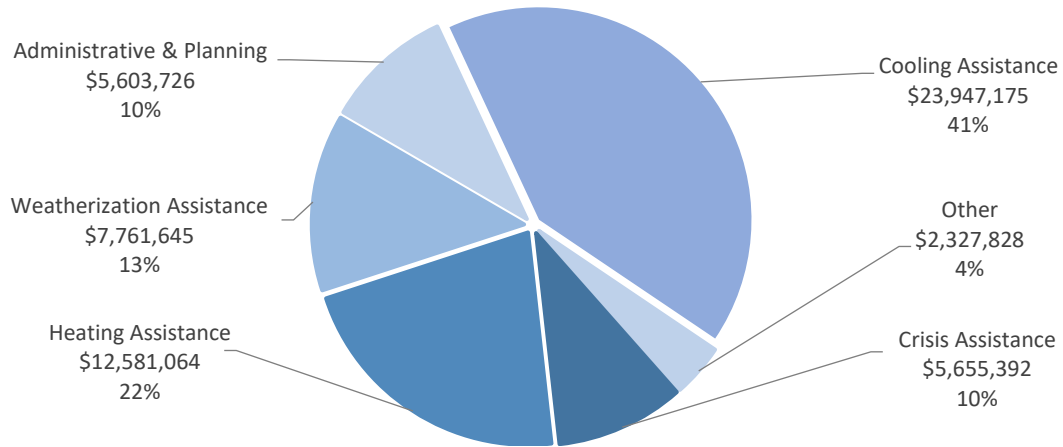
% of State Income-Eligible Population Served
13%

State Income-Eligible Population
581,212

Annual Funds, 2018-2022
 (\$ millions)



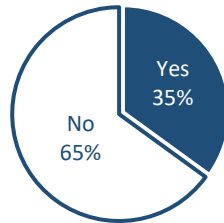
Uses of Funds



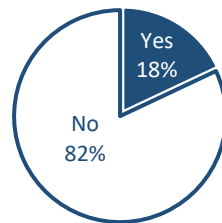
The Other category consists of:
 Assurance 16 Activities (\$1,384,346)
 Carryover to FY 2023 (\$943,482)

Vulnerable Recipient Households

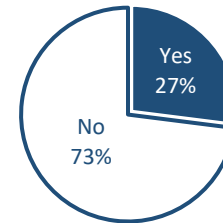
Households with Elderly Member



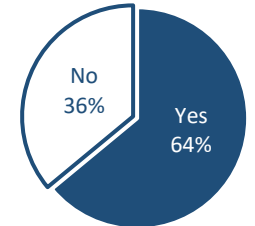
Households with Young Child



Households with Disabled Member



Households with Any Vulnerable Member



Types of Assistance

Heating Assistance served 17,437 households with a reported average benefit of \$512 (regular LIHEAP funds).

Cooling Assistance served 46,062 households with a reported average benefit of \$567 (regular LIHEAP funds).

Year-Round Crisis Assistance served 13,879 households with a reported average benefit of \$610 (regular LIHEAP funds).

Weatherization Assistance served 629 households. Additional households will be served in FY 2023 with the FY 2022 funds.