

Maryland

LIHEAP FY2022 State Profile

Total Funding Available
\$159,065,751

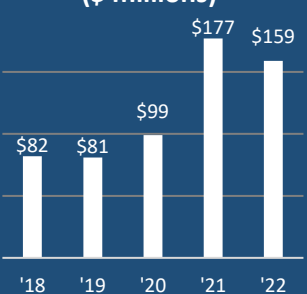
Total Households Served
82,046

Income Eligibility Requirements
\$53,004
 for a 4-person household

% of State Income-Eligible Population Served
22%

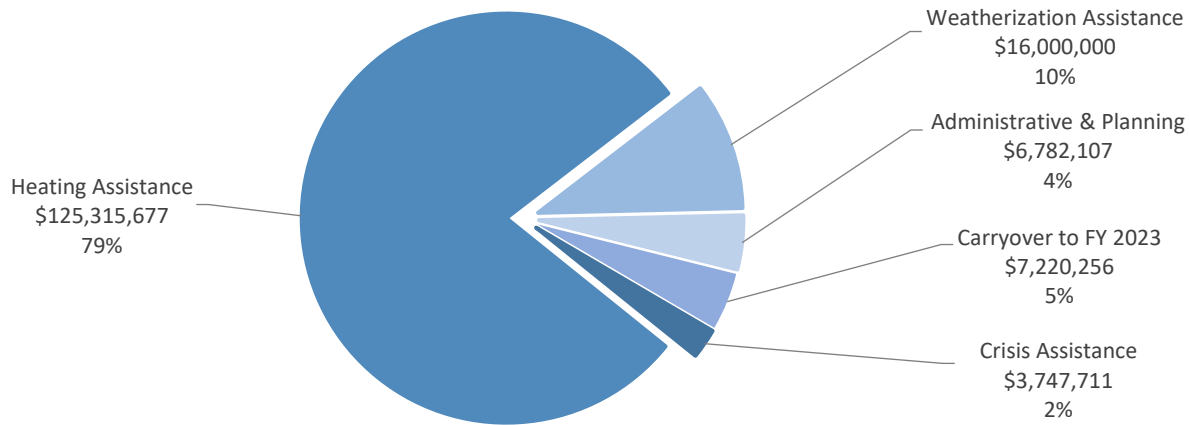
State Income-Eligible Population
380,944

Annual Funds, 2018-2022 (\$ millions)



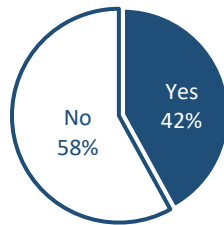
Year	Funding (\$ millions)
'18	\$82
'19	\$81
'20	\$99
'21	\$177
'22	\$159

Uses of Funds

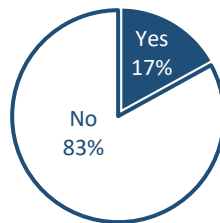


Vulnerable Recipient Households

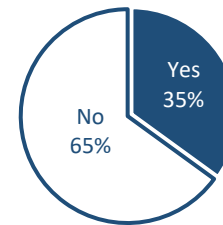
Households with Elderly Member



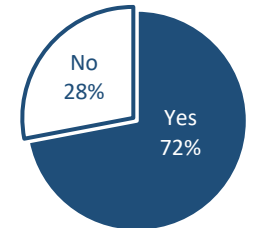
Households with Young Child



Households with Disabled Member



Households with Any Vulnerable Member



Types of Assistance

Heating Assistance served 82,046 households with reported average benefits of \$851 (regular LIHEAP funds) and \$567 (LIHEAP ARPA funds).

Year-Round Crisis Assistance served 4,195 households with a reported average benefit of \$860 (regular LIHEAP funds).

Weatherization Assistance served 257 households. Additional households will be served in FY 2023 with the FY 2022 funds.