

Nevada

LIHEAP FY2022 State Profile

Total Funding Available
\$27,497,202

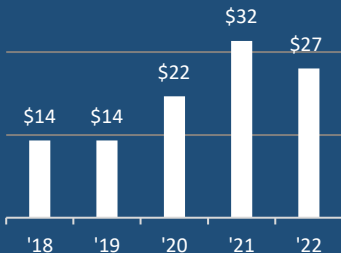
Total Households Served
22,897

Income Eligibility Requirements
\$41,625
 for a 4-person household

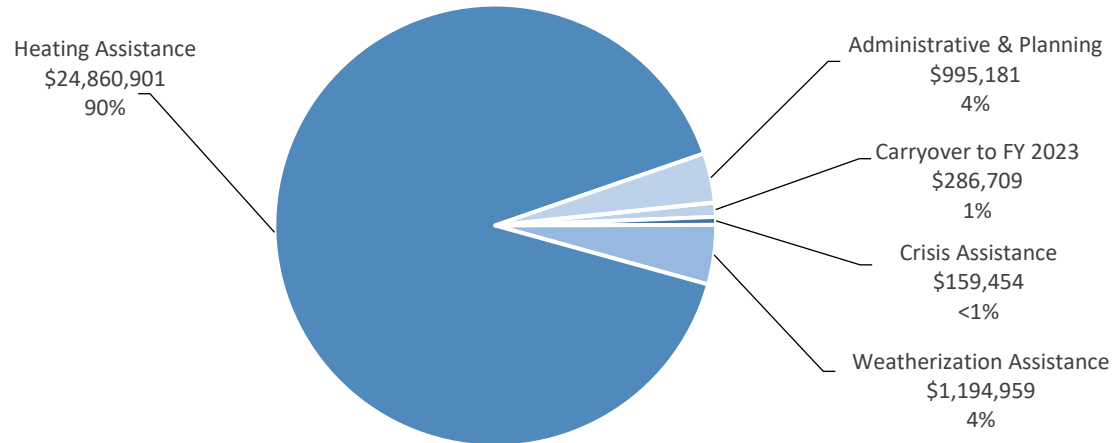
% of State Income-Eligible Population Served
11%

State Income-Eligible Population
211,298

Annual Funds, 2018-2022
 (\$ millions)

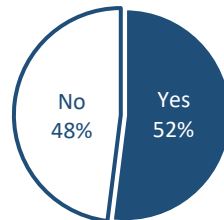


Uses of Funds

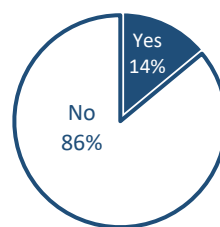


Vulnerable Recipient Households

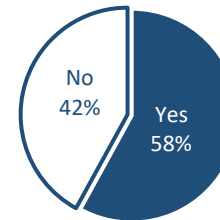
Households with Elderly Member



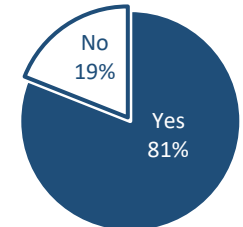
Households with Young Child



Households with Disabled Member



Households with Any Vulnerable Member



Types of Assistance

Heating Assistance served 22,753 households with reported average benefits of \$573 (regular LIHEAP funds) and \$807 (LIHEAP ARPA funds).

Year-Round Crisis Assistance served 58 households with reported average benefits of \$122 (regular LIHEAP funds) and \$312 (LIHEAP ARPA funds)

Weatherization Assistance served 102 households.