

New Jersey

LIHEAP FY2022 State Profile

Total Funding Available
\$ 136,612,203

Funding Available to Tribes*
\$62,285

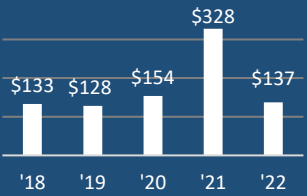
Total Households Served
280,233

Income Eligibility Requirements
\$77,272
 for a 4-person household

% of State Income-Eligible Population Served
27%

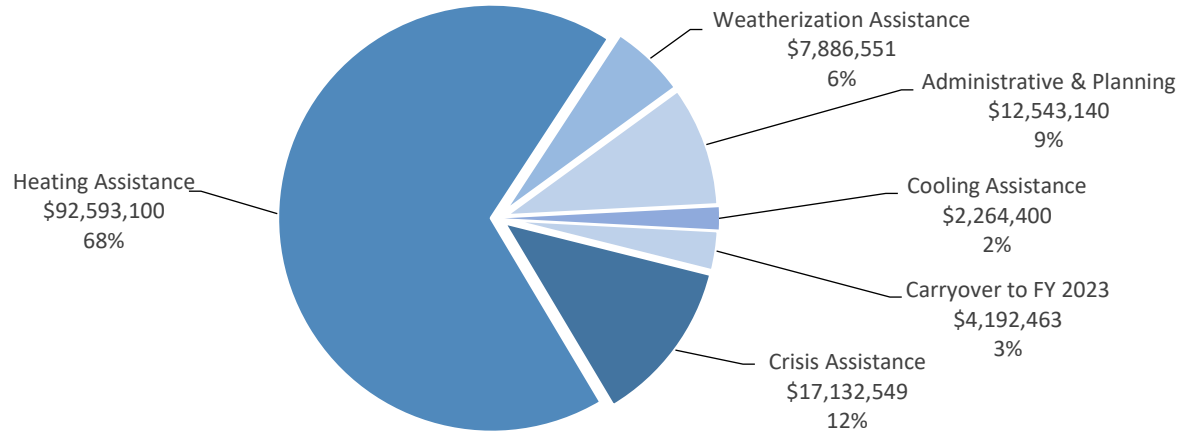
State Income-Eligible Population
1,032,242

Annual Funds, 2018-2022 (\$ millions)

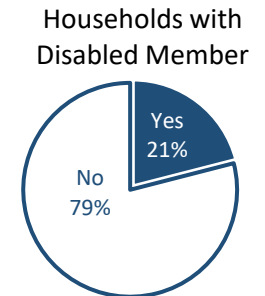
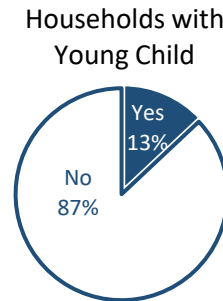
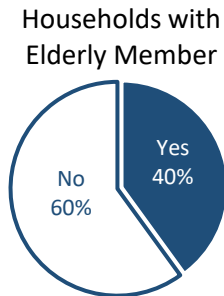


Year	Funding (\$ millions)
'18	\$133
'19	\$128
'20	\$154
'21	\$328
'22	\$137

Uses of Funds



Vulnerable Recipient Households



Types of Assistance

Heating Assistance served 236,094 households with reported average benefits of \$371 (regular LIHEAP funds) and \$499 (LIHEAP ARPA funds).

Cooling Assistance served 44,139 households with reported average benefits of \$200 (regular LIHEAP funds).

Winter Crisis Assistance served 188,830 households with a reported average benefit of \$659 (regular LIHEAP funds).

Weatherization Assistance served 26 households. Additional households will be served in FY 2023 with the FY 2022 funds.

*Funding Available to Tribes is direct funding by ACF and is not included in other Profile figures.

Data are current as of June 30, 2023.
 For more information, see <https://liheappm.acf.hhs.gov/>.