

New Mexico

LIHEAP FY2022 State Profile

Total Funding Available

\$43,632,847

Funding Available to Tribes*

\$202,544

Total Households Served

61,085

Income Eligibility Requirements

\$41,625

for a 4-person household

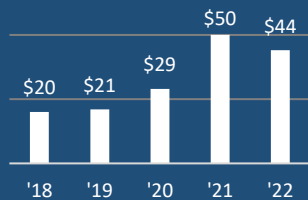
% of State Income-Eligible Population Served

30%

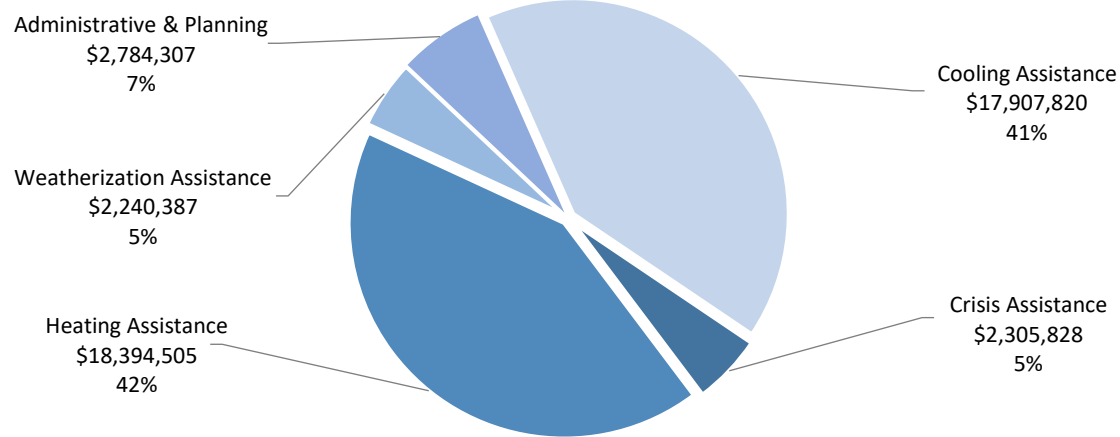
State Income-Eligible Population

205,976

Annual Funds, 2018-2022
(\$ millions)

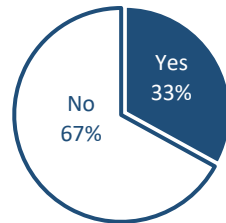


Uses of Funds

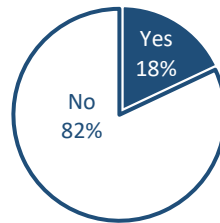


Vulnerable Recipient Households

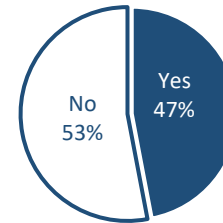
Households with Elderly Member



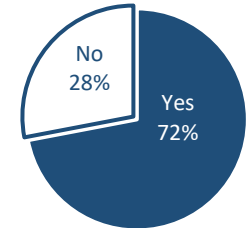
Households with Young Child



Households with Disabled Member



Households with Any Vulnerable Member



Types of Assistance

Heating Assistance served 34,123 households with reported average benefits of \$269 (regular LIHEAP funds) and \$168 (LIHEAP ARPA funds).

Cooling Assistance served 12,993 households with reported average benefits of \$255 (regular LIHEAP funds) and \$168 (LIHEAP ARPA funds).

Year-Round Crisis Assistance served 13,599 households with a reported average benefit of \$261 (regular LIHEAP funds).

Weatherization Assistance served 528 households with a calculated average benefit of \$4,243.

*Funding Available to Tribes is direct funding by ACF and is not included in other Profile figures.

Data are current as of June 30, 2023
For more information, see <https://liheappm.acf.hhs.gov/>.