

New York

LIHEAP FY2022 State Profile

Total Funding Available
\$869,460,421

Funding Available to Tribes*
\$210,210

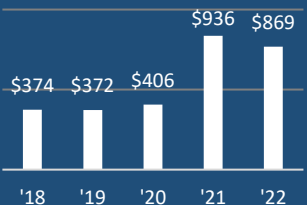
Total Households Served
1,194,936

Income Eligibility Requirements
\$62,983
 for a 4-person household

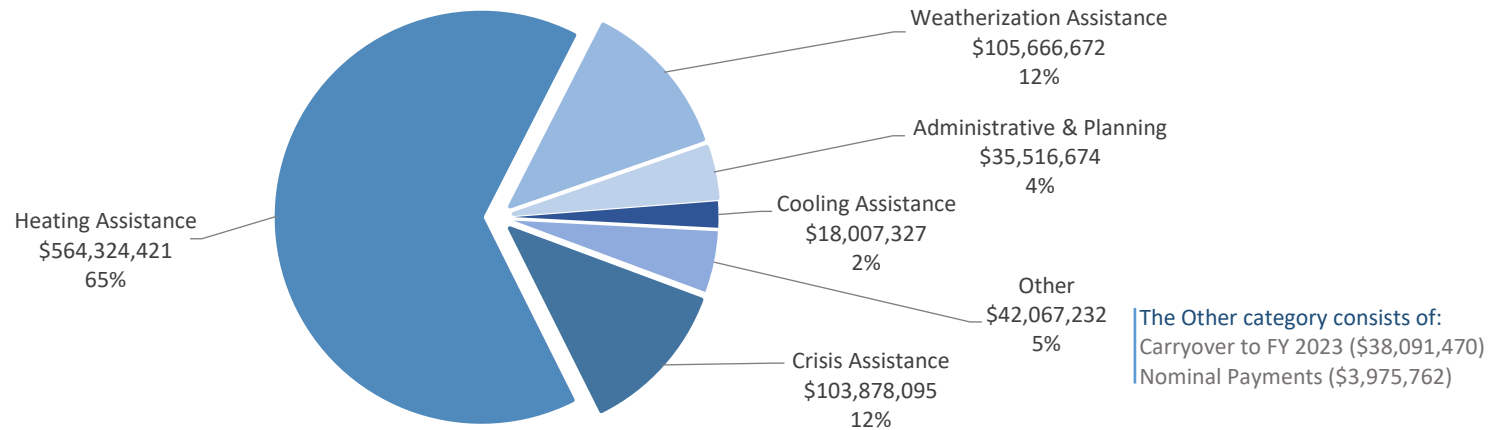
% of State Income-Eligible Population Served
52%

State Income-Eligible Population
2,280,066

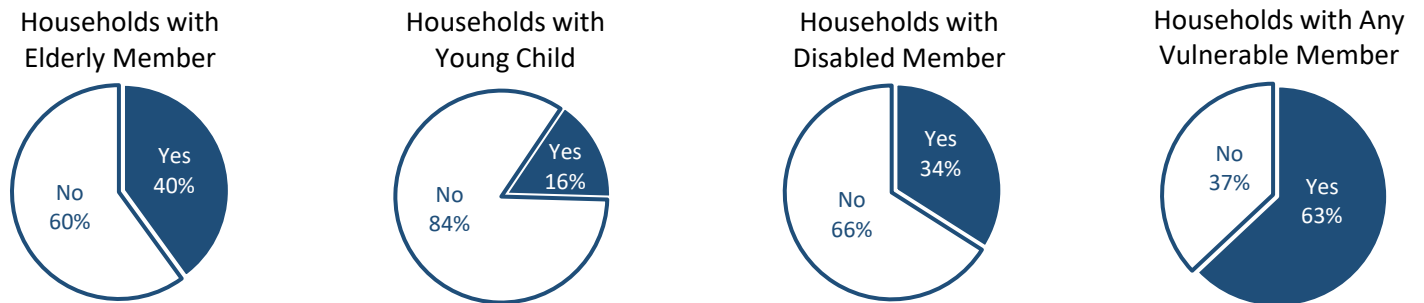
Annual Funds, 2018-2022 (\$ millions)



Uses of Funds



Vulnerable Recipient Households



Types of Assistance

Heating Assistance served 1,166,391 households with reported average benefits of \$487 (regular LIHEAP funds) and \$576 (LIHEAP ARPA funds).

Cooling Assistance served 23,520 households with reported average benefits of \$752 (regular LIHEAP funds).

Winter Crisis Assistance served 98,416 households with a reported average benefit of \$693 (regular LIHEAP funds).

Weatherization Assistance served 5,100 households. Additional households will be served in FY 2023 with the FY 2022 funds.

*Funding Available to Tribes is direct funding by ACF and is not included in other Profile figures.