

North Carolina

LIHEAP FY2022 State Profile

Total Funding Available
\$198,285,492

Funding Available to Tribes*
\$2,142,011

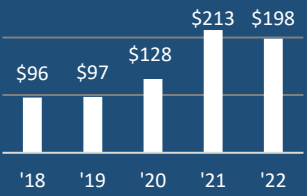
Total Households Served
183,781

Income Eligibility Requirements
\$36,072
 for a 4-person household

% of State Income-Eligible Population Served
27%

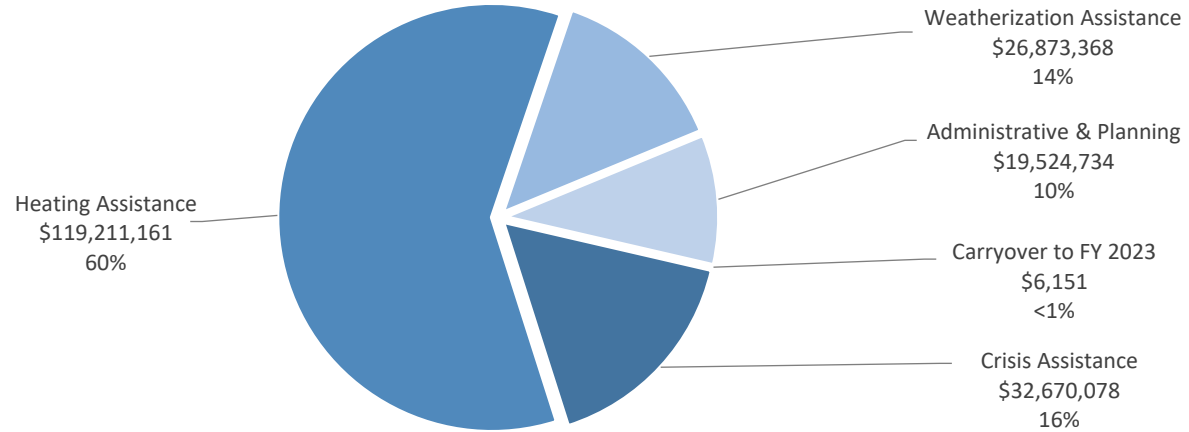
State Income-Eligible Population
687,800

Annual Funds, 2018-2022 (\$ millions)

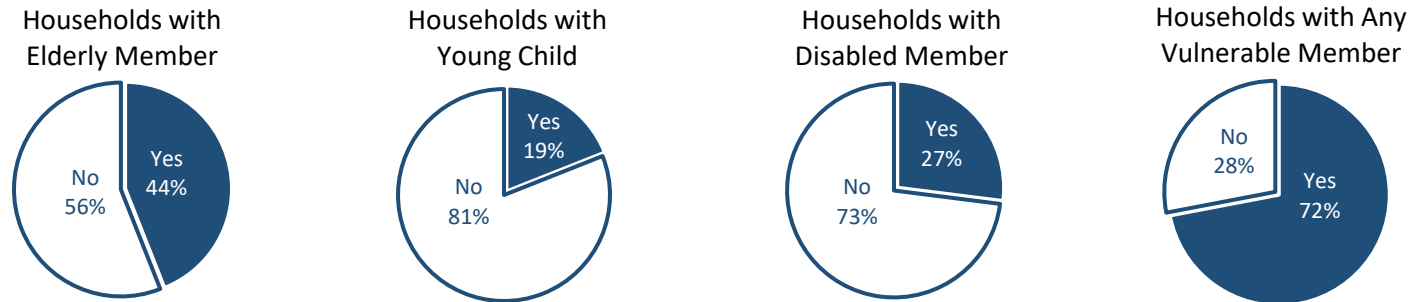


Year	Funding (\$ millions)
'18	\$96
'19	\$97
'20	\$128
'21	\$213
'22	\$198

Uses of Funds



Vulnerable Recipient Households



Types of Assistance

Heating Assistance served 149,869 households with reported average benefits of \$335 (regular LIHEAP funds) and \$282 (LIHEAP ARPA funds).

Year-Round Crisis Assistance served 63,390 households with a reported average benefit of \$492 (regular LIHEAP funds).

Weatherization Assistance served 1,858 households.

*Funding Available to Tribes is direct funding by ACF and is not included in other Profile figures.

Data are current as of June 30, 2023. For more information, see <https://liheappm.acf.hhs.gov/>.