

Ohio

LIHEAP FY2022 State Profile

Total Funding Available
\$392,283,669

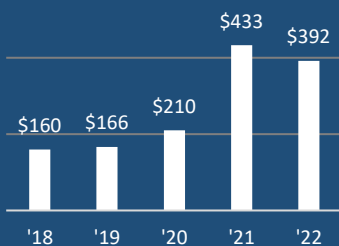
Total Households Served
254,261

Income Eligibility Requirements
\$54,711
 for a 4-person household

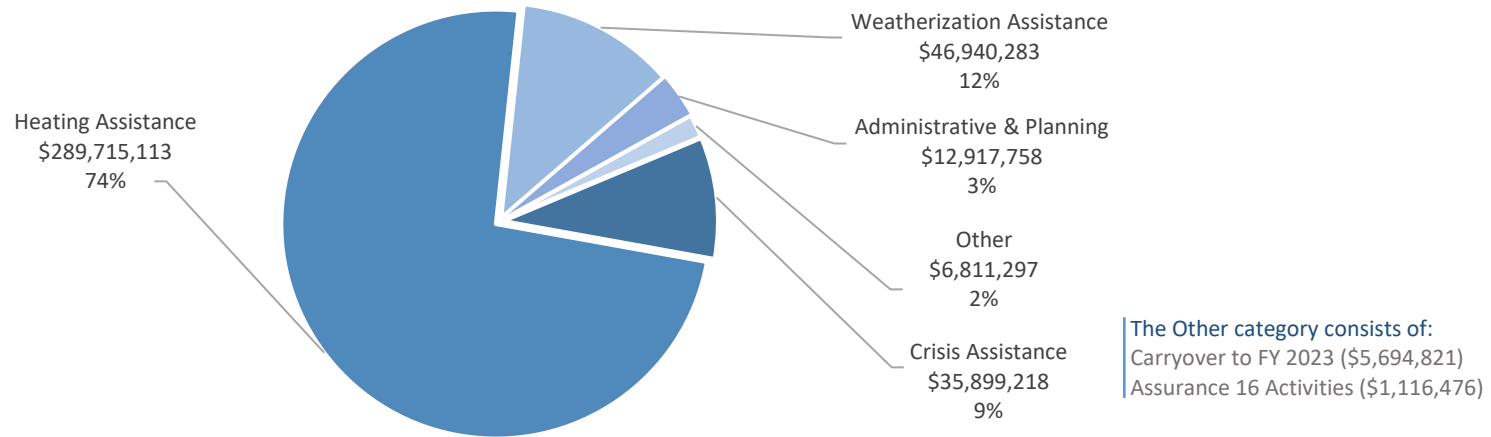
% of State Income-Eligible Population Served
19%

State Income-Eligible Population
1,367,633

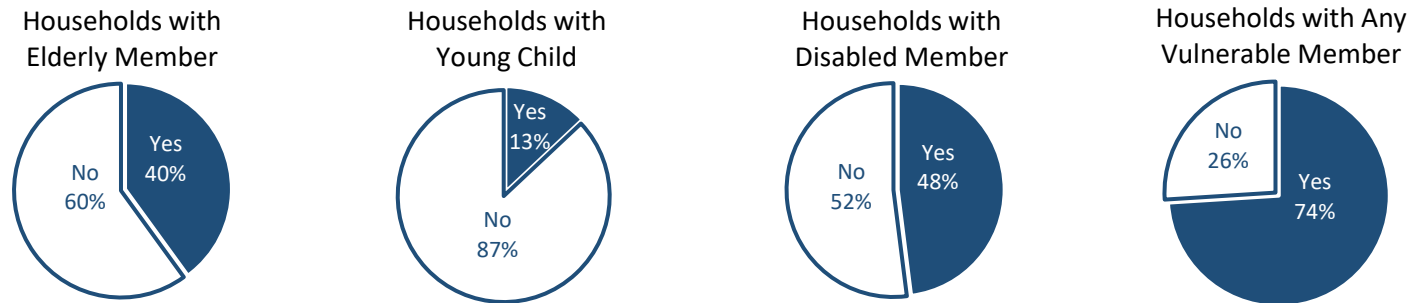
Annual Funds, 2018-2022 (\$ millions)



Uses of Funds



Vulnerable Recipient Households



Types of Assistance

Heating Assistance served 231,446 households with reported average benefits of \$312 (regular LIHEAP funds) and \$940 (LIHEAP ARPA funds).

Winter Crisis Assistance served 66,338 households with a reported average benefit of \$327 (regular LIHEAP funds).

Summer Crisis Assistance served 35,946 households with a reported average benefit of \$305 (regular LIHEAP funds).

Weatherization Assistance served 3,162 households with a calculated average benefit of \$14,845.