

Oklahoma

LIHEAP FY2022 State Profile

Total Funding Available
\$75,905,980

Funding Available to Tribes*
\$6,112,791

Total Households Served
167,215

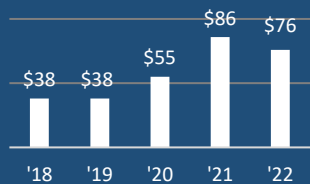
Income Eligibility Requirements
\$34,452

for a 4-person household

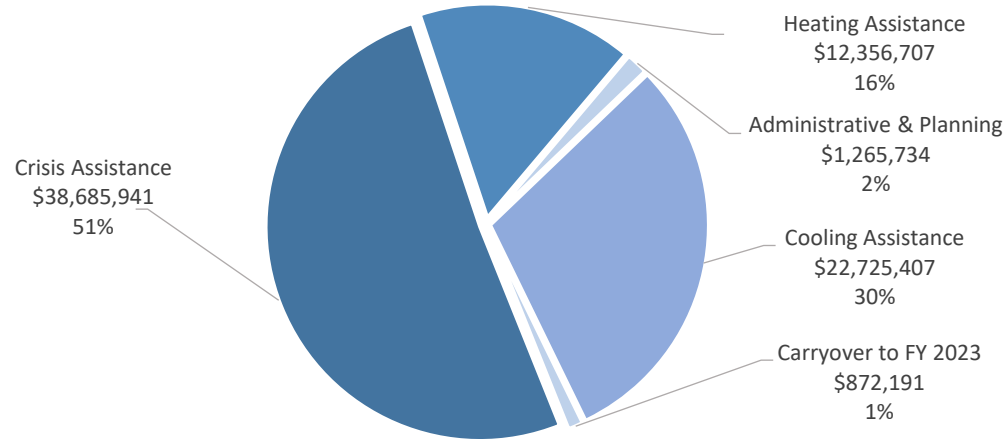
% of State Income-Eligible Population Served
61%

State Income-Eligible Population
272,540

Annual Funds, 2018-2022
 (\$ millions)

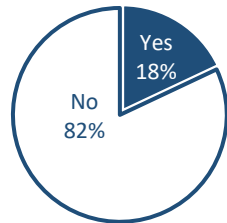


Uses of Funds

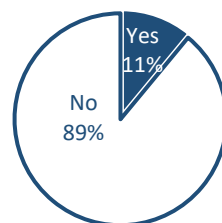


Vulnerable Recipient Households

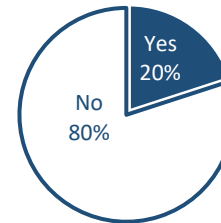
Households with Elderly Member



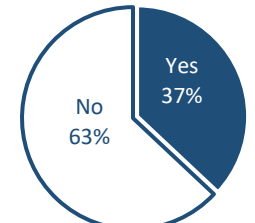
Households with Young Child



Households with Disabled Member



Households with Any Vulnerable Member



Types of Assistance

Heating Assistance served 58,421 households with a reported average benefit of \$326 (regular LIHEAP funds).

Cooling Assistance served 67,090 households with reported average benefits of \$365 (regular LIHEAP funds).

Year-Round Crisis Assistance served 86,705 households with reported average benefits of \$425 (regular LIHEAP funds) and \$702 (LIHEAP ARPA funds).

Weatherization Assistance served 161 households with prior year funds.

*Funding Available to Tribes is direct funding by ACF and is not included in other Profile figures.

Data are current as of June 30, 2023.
 For more information, see <https://liheappm.acf.hhs.gov/>.