

Oregon

LIHEAP FY2022 State Profile

Total Funding Available
\$41,012,277

Funding Available to Tribes*
\$675,339

Total Households Served
62,331

Income Eligibility Requirements
\$56,430

for a 4-person household

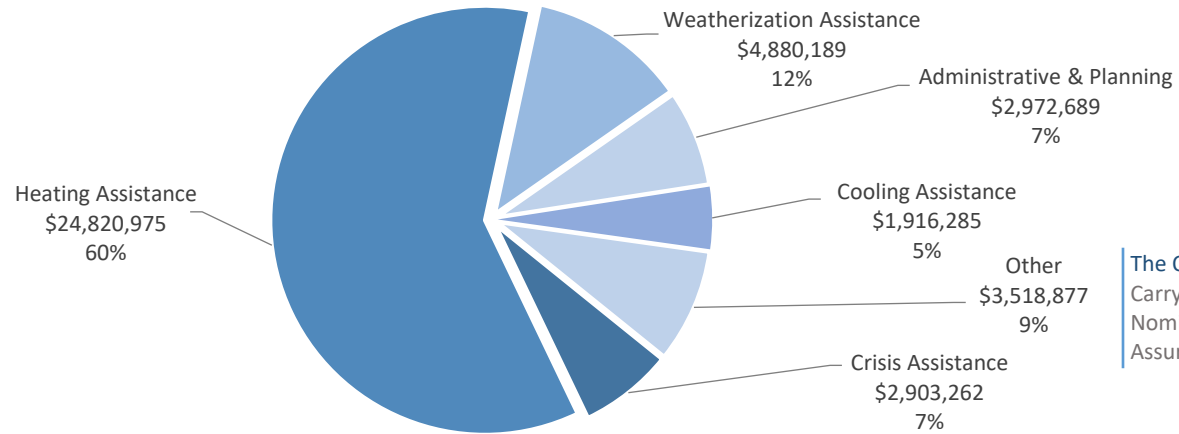
% of State Income-Eligible Population Served
15%

State Income-Eligible Population
425,733

Annual Funds, 2018-2022
 (\$ millions)



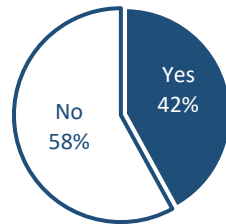
Uses of Funds



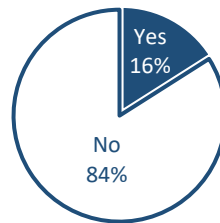
The Other category consists of:
 Carryover to FY 2023 (\$1,725,277)
 Nominal Payments (\$900,000)
 Assurance 16 Activities (\$893,600)

Vulnerable Recipient Households

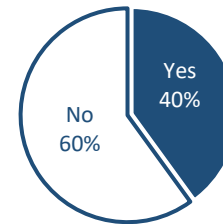
Households with Elderly Member



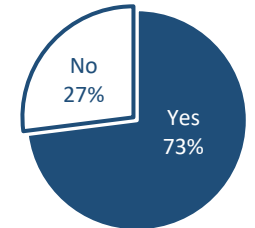
Households with Young Child



Households with Disabled Member



Households with Any Vulnerable Member



Types of Assistance

Heating Assistance served 60,070 households with reported average benefits of \$405 (regular LIHEAP funds) and \$506 (LIHEAP ARPA funds).

Cooling Assistance served 8,260 households with reported average benefits of \$383 (regular LIHEAP funds) and \$377 (LIHEAP ARPA funds).

Year-Round Crisis Assistance served 5,235 households with reported average benefits of \$627 (regular LIHEAP funds) and \$669 (LIHEAP ARPA funds).

Weatherization Assistance served 815 households with a calculated average benefit of \$5,988.

*Funding Available to Tribes is direct funding by ACF and is not included in other Profile figures.

Data are current as of June 30, 2023.
 For more information, see <https://liheappm.acf.hhs.gov/>.