

Pennsylvania

LIHEAP FY2022 State Profile

Total Funding Available*

\$478,742,912

Total Households Served

347,060

Income Eligibility Requirements

\$39,750

for a 4-person household

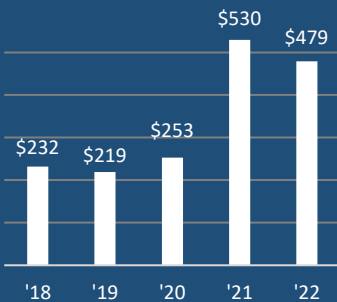
% of State Income-Eligible Population Served

39%

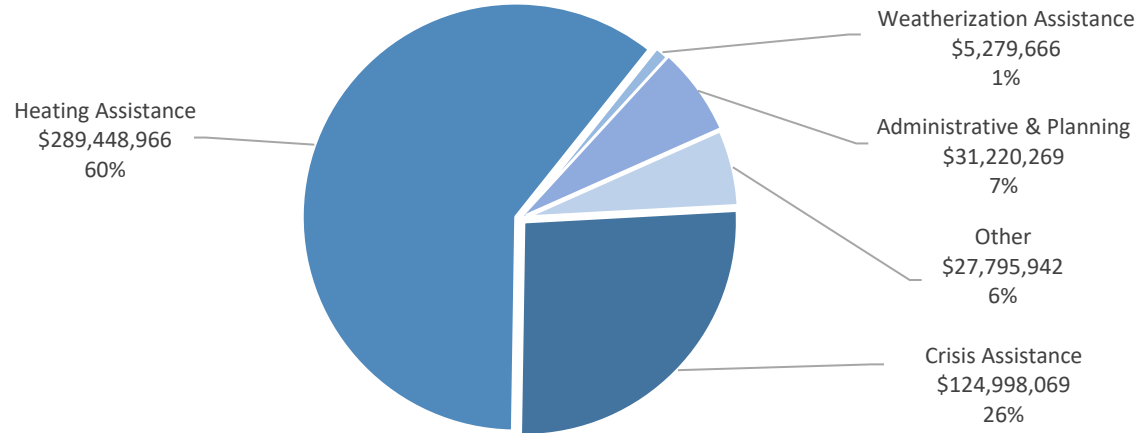
State Income-Eligible Population

900,825

Annual Funds, 2018-2022 (\$ millions)



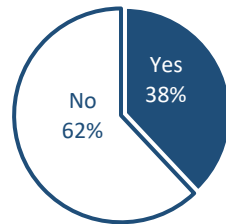
Uses of Funds



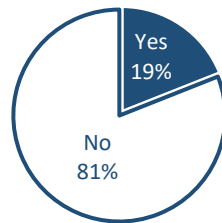
The Other category consists of:
 Carryover to FY 2023 (\$21,339,967)
 Nominal Payments (\$6,455,975)

Vulnerable Recipient Households

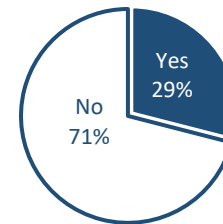
Households with Elderly Member



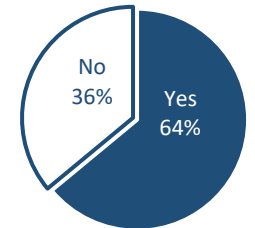
Households with Young Child



Households with Disabled Member



Households with Any Vulnerable Member



Types of Assistance

Heating Assistance served 342,419 households with reported average benefits of \$610 (regular LIHEAP funds) and \$568 (LIHEAP ARPA funds).

Winter Crisis Assistance served 98,340 households with reported average benefits of \$607 (regular LIHEAP funds) and \$594 (LIHEAP ARPA funds).

Weatherization Assistance served 585 households with a calculated average benefit of \$9,025

*Total Funding Available includes \$2,650,514 returned to the federal government.

Data are current as of June 30, 2023
 For more information, see <https://liheappm.acf.hhs.gov/>.