

Rhode Island

LIHEAP FY2022 State Profile

Total Funding Available
\$57,113,049

Funding Available to Tribes*
\$43,305

Total Households Served
25,581

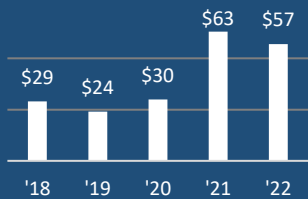
Income Eligibility Requirements
\$64,702

for a 4-person household

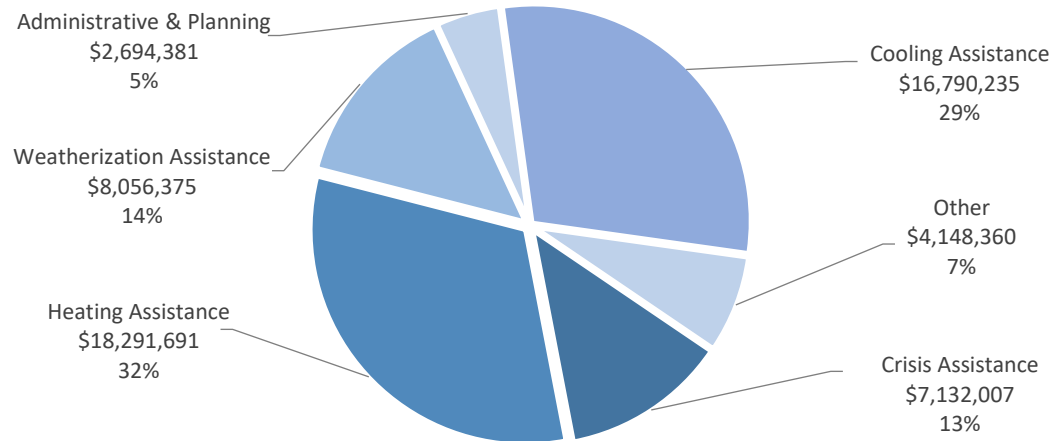
% of State Income-Eligible Population Served
20%

State Income-Eligible Population
128,248

Annual Funds, 2018-2022
 (\$ millions)

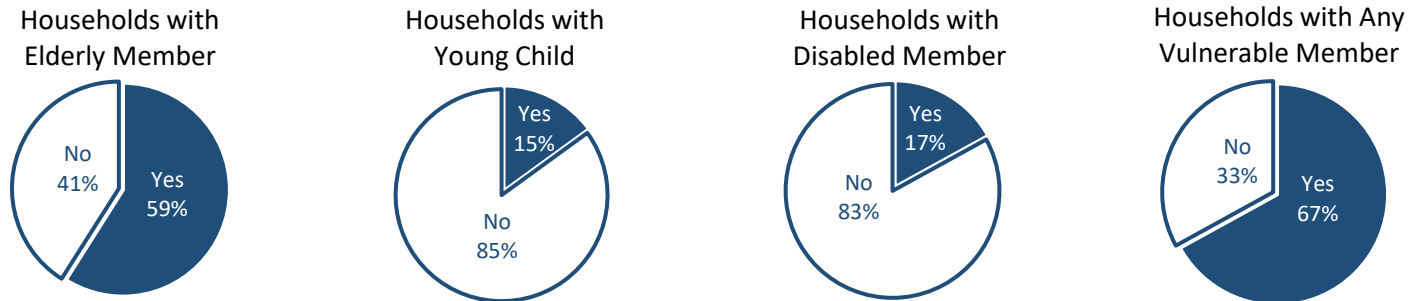


Uses of Funds



The Other category consists of:
 Carryover to FY 2023 (\$2,315,551)
 Assurance 16 Activities (\$950,448)
 Nominal Payments (\$882,361)

Vulnerable Recipient Households



Types of Assistance

Heating Assistance served 25,581 households with reported average benefits of \$678 (regular LIHEAP funds) and \$507 (LIHEAP ARPA funds).

Cooling Assistance served 24,467 households with reported average benefits of \$640 (regular LIHEAP funds) and \$640 (LIHEAP ARPA funds).

Winter Crisis Assistance served 4,168 households with reported average benefits of \$408 (regular LIHEAP funds) and \$627 (LIHEAP ARPA funds).

Weatherization Assistance served 404 households. Additional households will be served in FY 2023 with the FY 2022 funds.

*Funding Available to Tribes is direct funding by ACF and is not included in other Profile figures.

Data are current as of June 30, 2023
 For more information, see <https://liheappm.acf.hhs.gov/>.