

South Carolina

LIHEAP FY2022 State Profile

Total Funding Available
\$58,094,730

Funding Available to Tribes*
\$11,293

Total Households Served
53,927

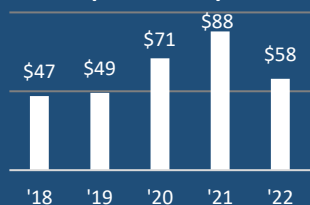
Income Eligibility Requirements
\$39,750

for a 4-person household

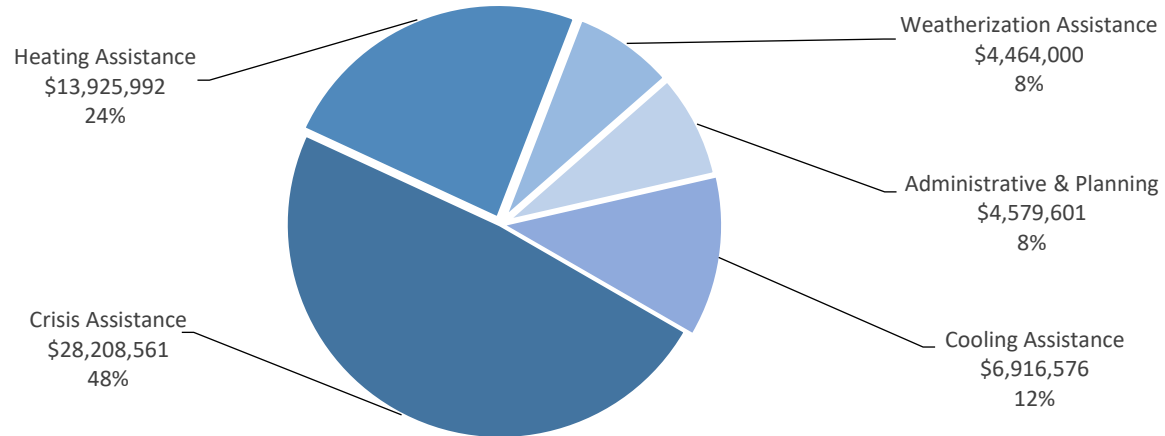
% of State Income-Eligible Population Served
13%

State Income-Eligible Population
430,818

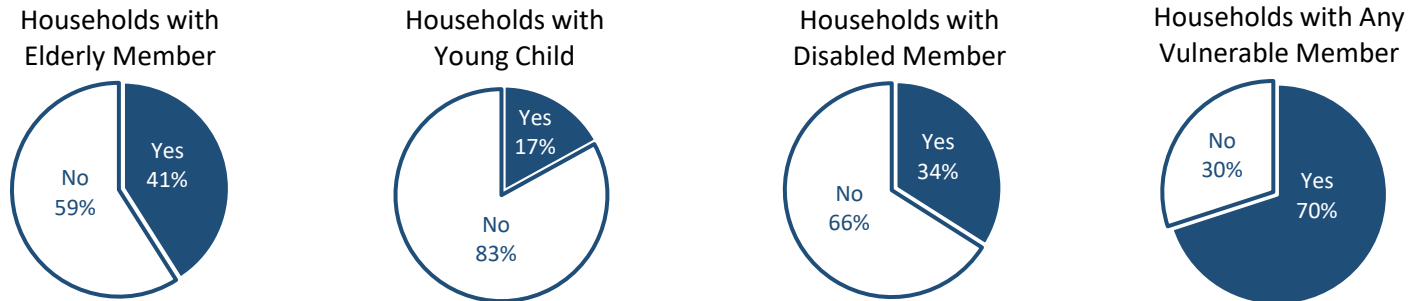
Annual Funds, 2018-2022
 (\$ millions)



Uses of Funds



Vulnerable Recipient Households



Types of Assistance

Heating Assistance served 13,921 households with a reported average benefit of \$1,000 (regular LIHEAP funds).
Cooling Assistance served 13,154 households with a reported average benefit of \$526 (regular LIHEAP funds).
Year-Round Crisis Assistance served 35,615 households with a reported average benefit of \$717 (regular LIHEAP funds).
Weatherization Assistance served 343 households. Additional households will be served in FY 2023 with the FY 2022 funds.

*Funding Available to Tribes is direct funding by ACF and is not included in other Profile figures.

Data are current as of June 30, 2023
 For more information, see <https://liheappm.acf.hhs.gov/>.