

# South Dakota

## LIHEAP FY2022 State Profile

Total Funding Available  
**\$44,587,799**

Funding Available to Tribes\*  
**\$3,442,601**

Total Households Served  
**23,982**

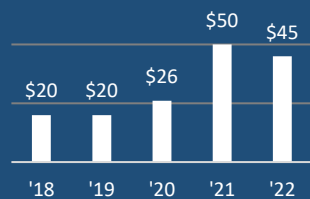
Income Eligibility Requirements  
**\$53,000**

for a 4-person household

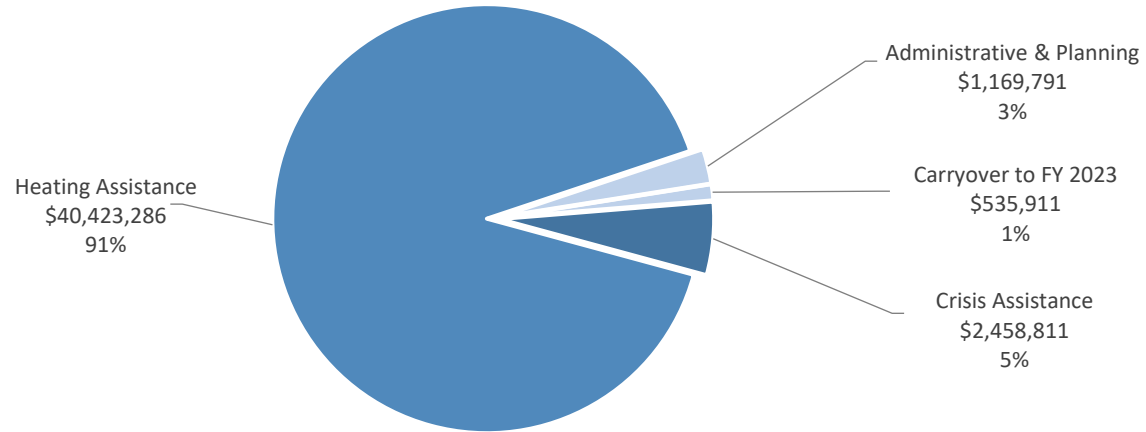
% of State Income-Eligible Population Served  
**29%**

State Income-Eligible Population  
**83,821**

Annual Funds, 2018-2022  
 (\$ millions)

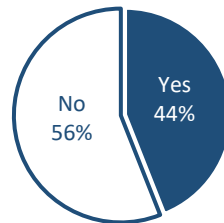


### Uses of Funds

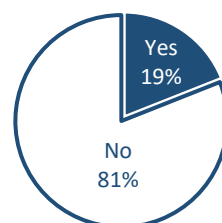


### Vulnerable Recipient Households

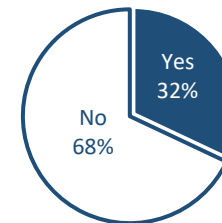
Households with Elderly Member



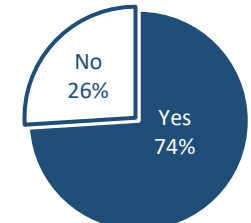
Households with Young Child



Households with Disabled Member



Households with Any Vulnerable Member



### Types of Assistance

**Heating Assistance** served 23,966 households with reported average benefits of \$687 (regular LIHEAP funds) and \$1,082 (LIHEAP ARPA funds).

**Year-Round Crisis Assistance** served 2,507 households with reported average benefits of \$261 (regular LIHEAP funds) and \$753 (LIHEAP ARPA funds).

\*Funding Available to Tribes is direct funding by ACF and is not included in other Profile figures.

Data are current as of June 30, 2023  
 For more information, see <https://liheappm.acf.hhs.gov/>.