

Tennessee

LIHEAP FY2022 State Profile

Total Funding Available
\$132,806,844

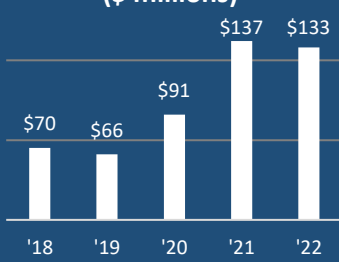
Total Households Served
117,108

Income Eligibility Requirements
\$48,464
 for a 4-person household

% Of State Income-Eligible Population Served
17%

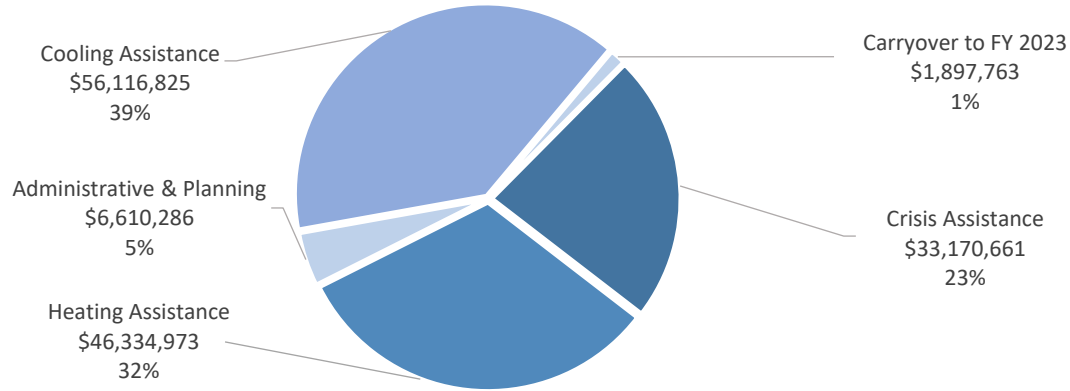
State Income-Eligible Population
700,565

Annual Funds, 2018-2022 (\$ millions)



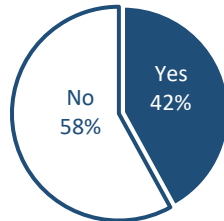
Year	Funding (\$ millions)
'18	\$70
'19	\$66
'20	\$91
'21	\$137
'22	\$133

Uses of Funds

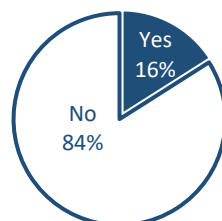


Vulnerable Recipient Households

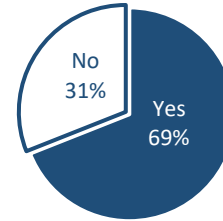
Households with Elderly Member



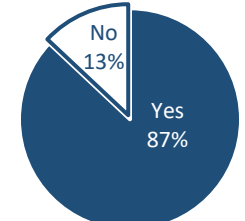
Households with Young Child



Households with Disabled Member



Households with Any Vulnerable Member



Types of Assistance

Heating Assistance served 62,373 households with a reported average benefit of \$720 (regular LIHEAP funds) and \$727 (LIHEAP ARPA funds).

Cooling Assistance served 25,904 households with a reported average benefit of \$729 (regular LIHEAP funds) and \$714 (LIHEAP ARPA funds).

Year-Round Crisis Assistance served 28,831 households with a reported average benefit of \$745 (regular LIHEAP funds) and \$743 (LIHEAP ARPA funds).

Weatherization Assistance served 145 households with prior year funds.