

Texas

LIHEAP FY2022 State Profile

Total Funding Available
\$180,168,931

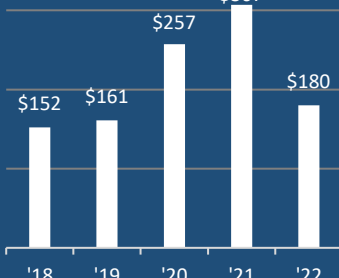
Total Households Served
119,440

Income Eligibility Requirements
\$41,625
 for a 4-person household

% Of State Income-Eligible Population Served
4%

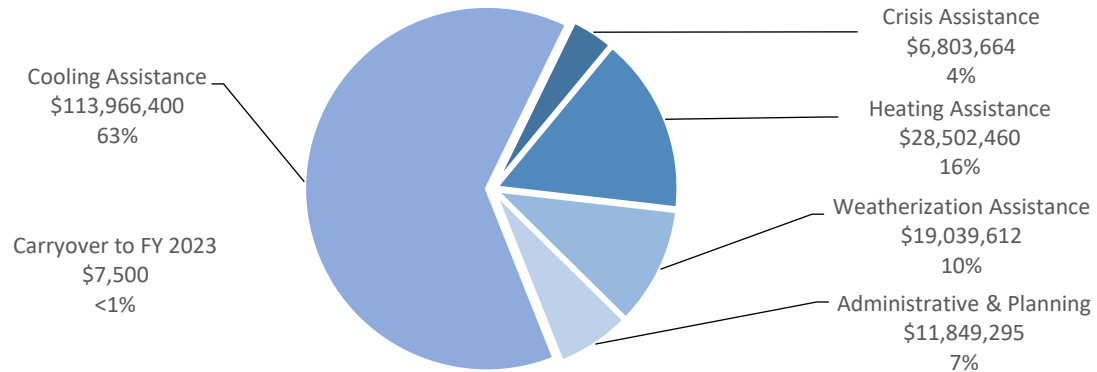
State Income-Eligible Population
2,715,064

Annual Funds, 2018-2022 (\$ millions)

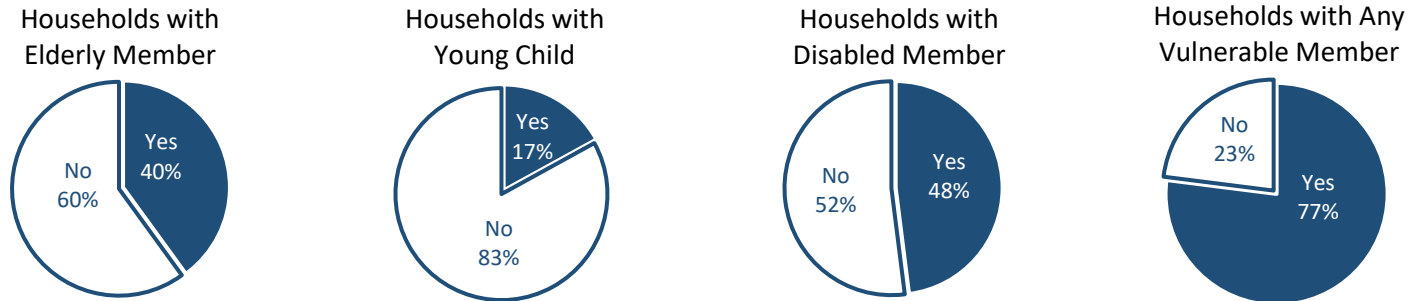


Year	Funds (\$ millions)
'18	\$152
'19	\$161
'20	\$257
'21	\$307
'22	\$180

Uses of Funds



Vulnerable Recipient Households



Types of Assistance

Cooling Assistance served 58,050 households with a reported average benefit of \$1,886 (regular LIHEAP funds).
Heating Assistance served 76,573 households with a reported average benefit of \$314 (regular LIHEAP funds).
Year-Round Crisis Assistance served 9,354 households with a reported average benefit of \$728 (regular LIHEAP funds).
Weatherization Assistance served 2,058 households with a calculated average benefit of \$9,252.