

Utah

LIHEAP FY2022 State Profile

Total Funding Available
\$59,995,246

Total Households Served
24,530

Income Eligibility Requirements
\$39,750
 for a 4-person household

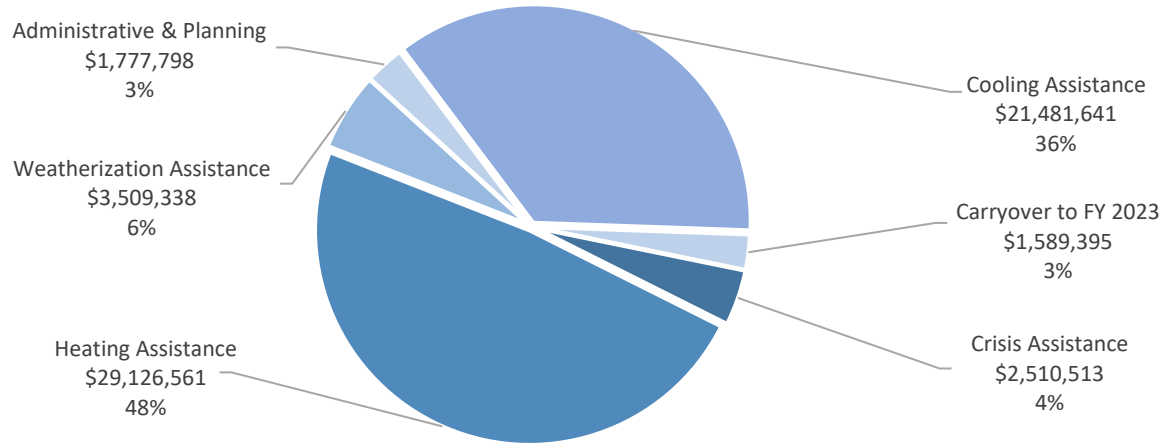
% of State Income-Eligible Population Served
17%

State Income-Eligible Population
141,668

Annual Funds, 2018-2022
 (\$ millions)

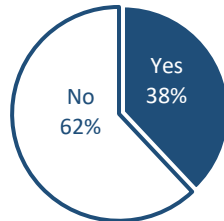


Uses of Funds

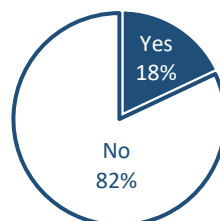


Vulnerable Recipient Households

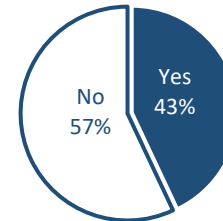
Households with Elderly Member



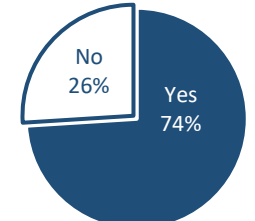
Households with Young Child



Households with Disabled Member



Households with Any Vulnerable Member



Types of Assistance

Heating Assistance served 18,912 households with reported average benefits of \$533 (regular LIHEAP funds) and \$685 (LIHEAP ARPA funds).

Cooling Assistance served 14,545 households with reported average benefits of \$523 (regular LIHEAP funds) and \$1,373 (LIHEAP ARPA funds).

Year-Round Crisis Assistance served 814 households with a reported average benefit of \$799 (regular LIHEAP funds).

Weatherization Assistance served 394 households with a calculated average benefit of \$8,907.

*Total Funding Available includes \$10,863 returned to the federal government.

Data are current as of June 30, 2023
 For more information, see <https://liheappm.acf.hhs.gov/>