

Vermont

LIHEAP FY2022 State Profile

Total Funding Available*

\$50,287,749

Total Households Served

28,241

Income Eligibility Requirements

\$59,510

for a 4-person household

% of State Income-Eligible Population Served

39%

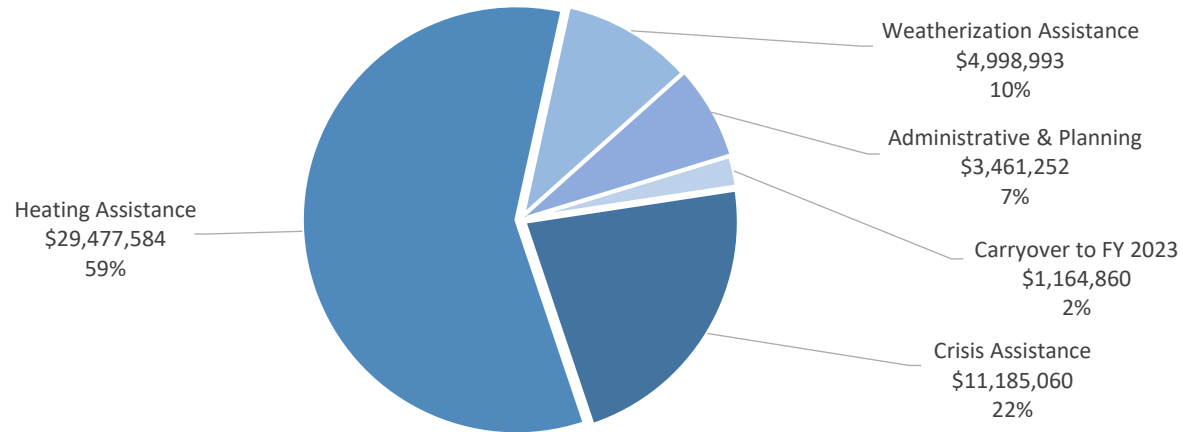
State Income-Eligible Population

72,444

Annual Funds, 2018-2022 (\$ millions)

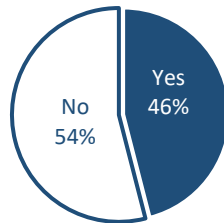


Uses of Funds

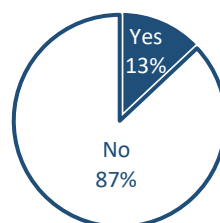


Vulnerable Recipient Households

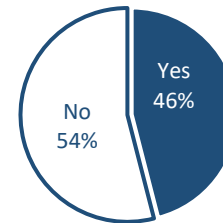
Households with Elderly Member



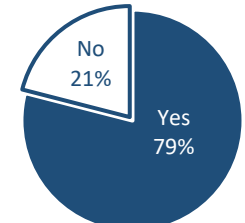
Households with Young Child



Households with Disabled Member



Households with Any Vulnerable Member



Types of Assistance

Heating Assistance served 26,854 households with reported average benefits of \$572 (regular LIHEAP funds) and \$526 (LIHEAP ARPA funds).

Winter Crisis Assistance served 2,244 households with reported average benefits of \$634 (regular LIHEAP funds) and \$730 (LIHEAP ARPA funds).

Weatherization Assistance served 333 households.

*Total Funding Available includes \$24,721 returned to the federal government.

Data are current as of June 30, 2023. For more information, see <https://liheappm.acf.hhs.gov/>.