

Virginia

LIHEAP FY2022 State Profile

Total Funding Available
\$ 201,798,506

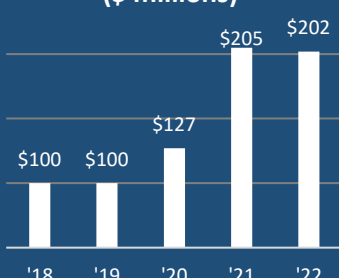
Total Households Served
143,207

Income Eligibility Requirements
\$ 39,750
 for a 4-person household

% of State Income-Eligible Population Served
30%

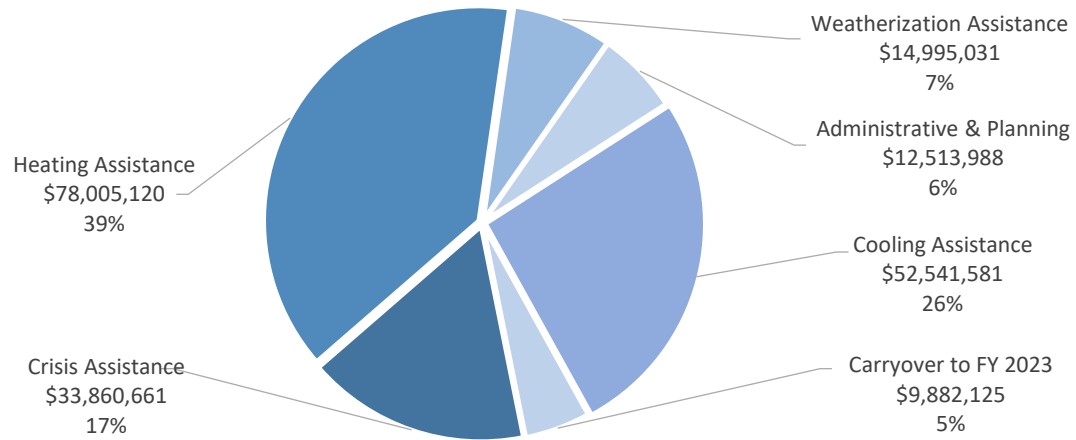
State Income-Eligible Population
472,916

Annual Funds, 2018-2022 (\$ millions)

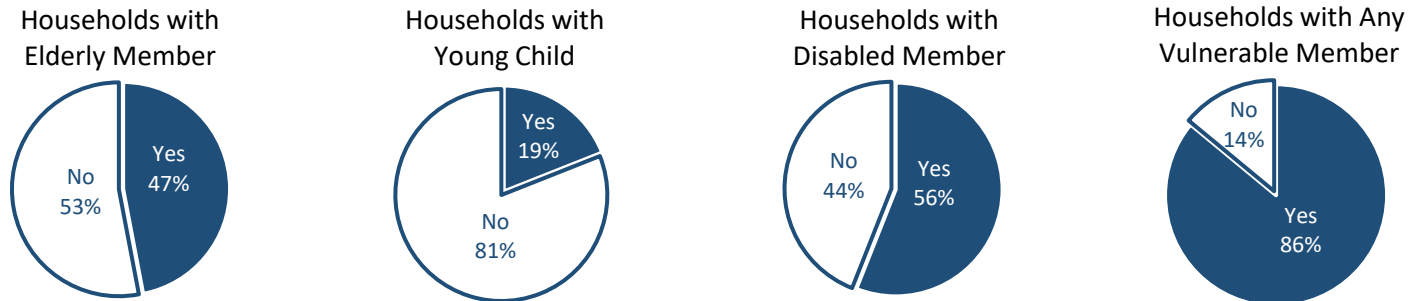


Year	Funding (\$ millions)
'18	\$100
'19	\$100
'20	\$127
'21	\$205
'22	\$202

Uses of Funds



Vulnerable Recipient Households



Types of Assistance

Heating Assistance served 106,279 households with reported average benefits of \$750 (regular LIHEAP funds) and \$750 (LIHEAP ARPA funds).

Cooling Assistance served 83,094 households with reported average benefits of \$608 (regular LIHEAP funds) and \$608 (LIHEAP ARPA funds).

Winter Crisis Assistance served 22,378 households with reported average benefits of \$775 (regular LIHEAP funds) and \$775 (LIHEAP ARPA funds).

Weatherization Assistance served 1,151 households. Additional households will be served in FY 2023 with the FY 2022 funds.