

Washington

LIHEAP FY2022 State Profile

Total Funding Available
\$70,354,220

Funding Available to Tribes*
\$2,479,096

Total Households Served
91,758

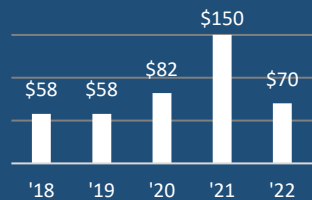
Income Eligibility Requirements
\$39,750

for a 4-person household

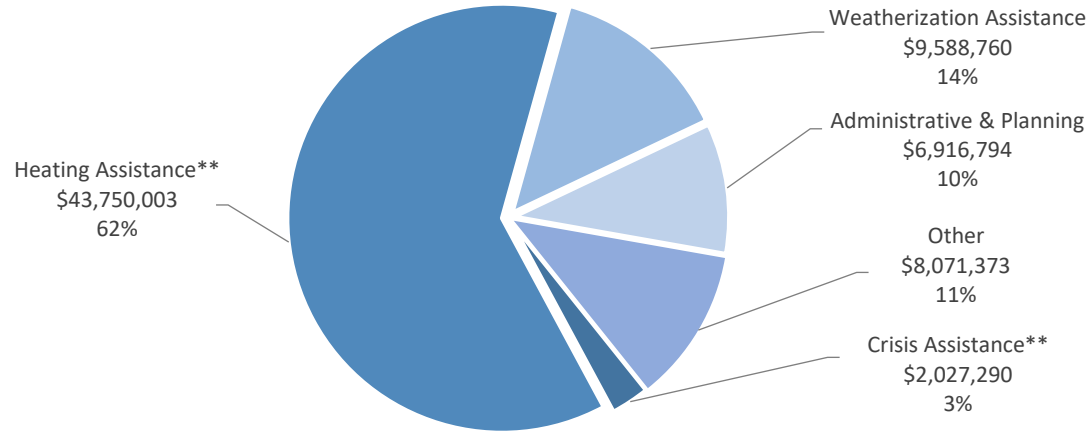
% of State Income-Eligible Population Served
23%

State Income-Eligible Population
401,083

Annual Funds, 2018-2022
(\$ millions)



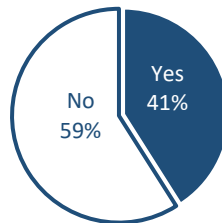
Uses of Funds



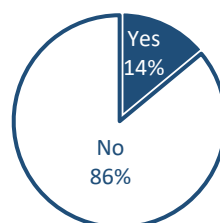
The Other category consists of:
Carryover to FY 2023 (\$1,188,254)
Assurance 16 Activities (\$2,633,119)
Nominal Payments (\$4,250,000)

Vulnerable Recipient Households

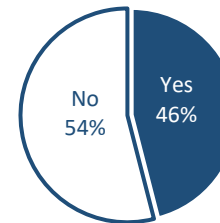
Households with Elderly Member



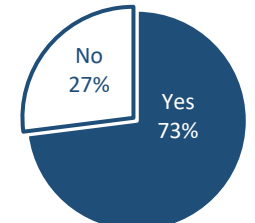
Households with Young Child



Households with Disabled Member



Households with Any Vulnerable Member



Types of Assistance

Heating Assistance served 89,121 households with reported average benefits of \$453 (regular LIHEAP funds) and \$455 (LIHEAP ARPA funds).

Weatherization Assistance served 1,027 households with calculated average benefits of \$9,337.

*Funding Available to Tribes is direct funding by ACF and is not included in other Profile figures.

**Washington provides Crisis Assistance to households as an expedited (fast-track emergency program) heating benefit. These crisis assistance benefits are provided to households using LIHEAP funds obligated to Heating Assistance.