

# West Virginia

## LIHEAP FY2022 State Profile

Total Funding Available  
**\$74,510,910**

Total Households Served  
**59,194**

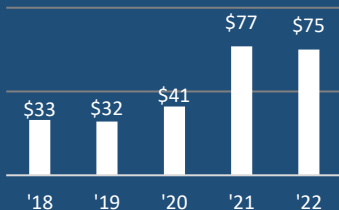
Income Eligibility Requirements  
**\$46,258**

for a 4-person household

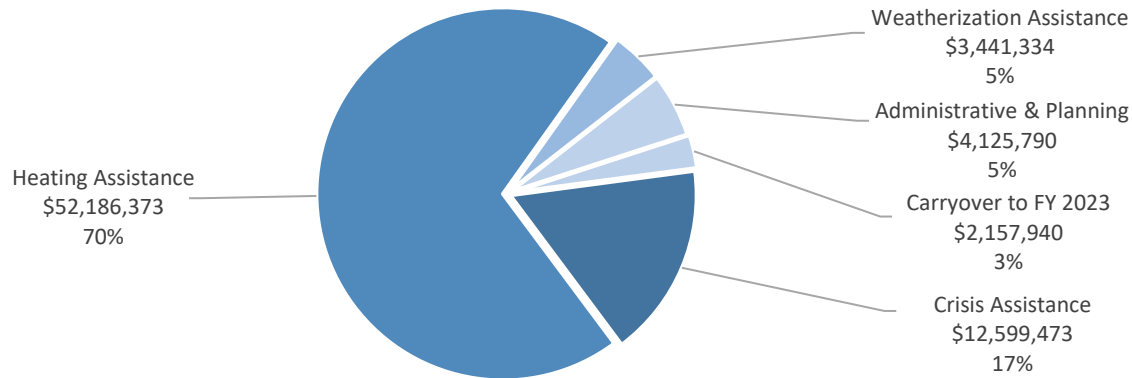
% of State Income-Eligible Population Served  
**27%**

State Income-Eligible Population  
**218,583**

Annual Funds, 2018-2022  
(\$ millions)

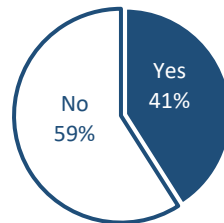


### Uses of Funds

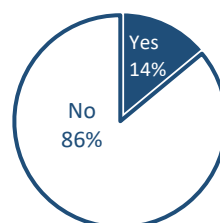


### Vulnerable Recipient Households

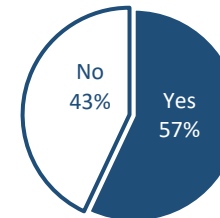
Households with Elderly Member



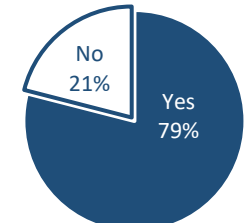
Households with Young Child



Households with Disabled Member



Households with Any Vulnerable Member



### Types of Assistance

**Heating Assistance** served 59,194 households with reported average benefits of \$479 (regular LIHEAP funds) and \$479 (LIHEAP ARPA Funds.)

**Winter Crisis Assistance** served 7,506 households with a reported average benefit of \$385 (regular LIHEAP funds).

**Weatherization Assistance** served 557 households with a calculated average benefit of \$6,178.