

Wisconsin

LIHEAP FY2022 State Profile

Total Funding Available*

\$147,419,432

Total Households Served

196,982

Income Eligibility Requirements

\$59,813

for a 4-person household

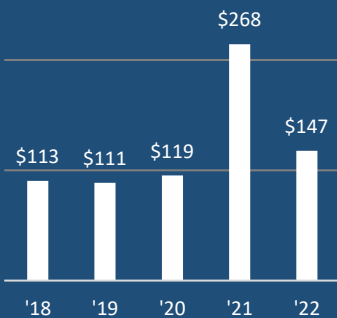
% of State Income-Eligible Population Served

30%

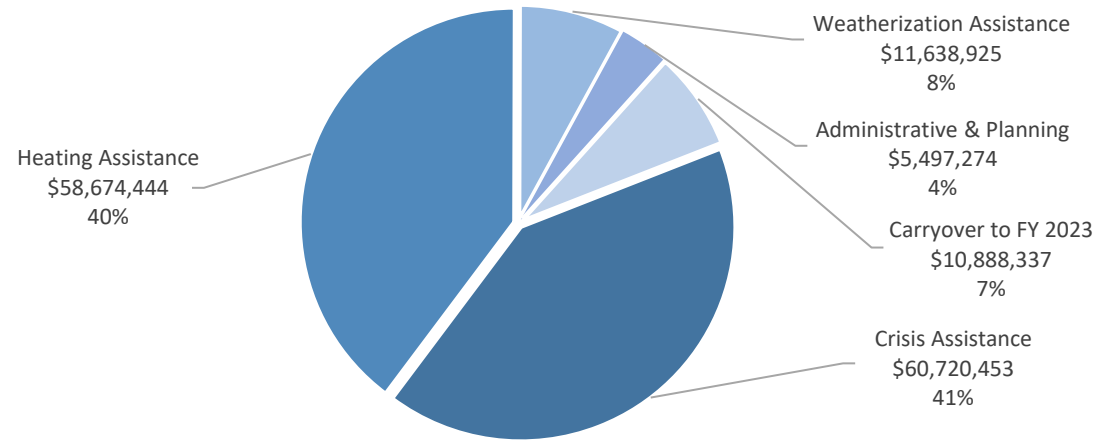
State Income-Eligible Population

647,306

Annual Funds, 2018-2022 (\$ millions)

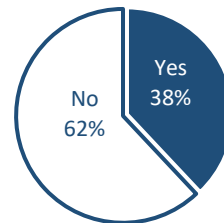


Uses of Funds

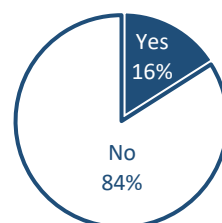


Vulnerable Recipient Households

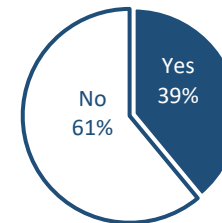
Households with Elderly Member



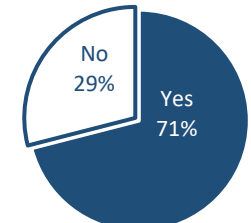
Households with Young Child



Households with Disabled Member



Households with Any Vulnerable Member



Types of Assistance

Heating Assistance served 194,705 households with reported average benefits of \$432 (regular LIHEAP funds) and \$386 (LIHEAP ARPA funds).

Year-Round Crisis Assistance served 41,764 households with reported average benefits of \$860 (regular LIHEAP funds) and \$613 (LIHEAP ARPA funds).

Weatherization Assistance served 2,064 households with a calculated average benefit of \$5,639.

* Total Funding Available includes \$10,863 returned to the federal government.

Data are current as of June 30, 2023
For more information, see <https://liheappm.acf.hhs.gov/>