

Alabama

LIHEAP FY2023 State Profile

Total Funding Available
\$97,213,176

Funding Available to Tribes*
\$576,426

Total Households Served
80,636

Income Eligibility Requirements
\$41,625

for a 4-person household

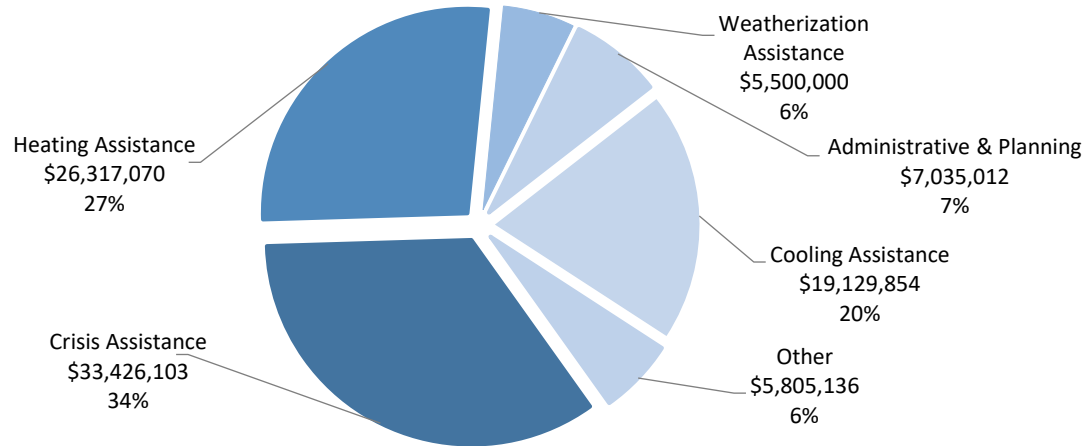
% of State Income-Eligible Population Served
18%

State Income-Eligible Population
450,617

Annual Funds, 2019-2023
 (\$ millions)



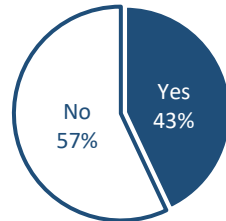
Uses of Funds



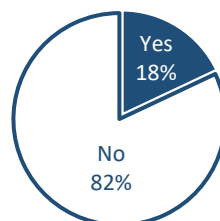
The Other category consists of:
 Carryover to FY2024 (\$5,070,650)
 Assurance 16 Activities (\$734,486)

Vulnerable Recipient Households

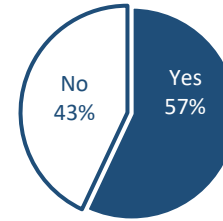
Households with Elderly Member



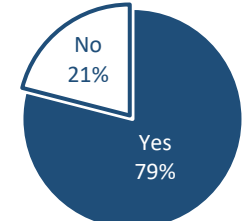
Households with Young Child



Households with Disabled Member



Households with Any Vulnerable Member



Types of Assistance

Heating Assistance served 60,245 households with reported average benefits of \$534 (regular LIHEAP funds) and \$100 (LIHEAP IJA funds).

Cooling Assistance served 49,060 households with reported average benefits of \$375 (regular LIHEAP funds) and \$100 (LIHEAP IJA funds).

Winter Crisis Assistance served 18,938 households with a reported average benefit of \$761.

Summer Crisis Assistance served 10,305 households with a reported average benefit of \$375.

Weatherization Assistance served 425 households. Additional households will be served in FY2024 with the FY2023 funds.

* Funding Available to Tribes is direct funding by ACF and is not included in other Profile figures.