

Alaska

LIHEAP FY2022 State Profile

Total Funding Available*

\$26,208,364

Funding Available to Tribes**

\$8,323,967

Total Households Served

4,333

Income Eligibility Requirements

\$49,095

for a 4-person household

% of State Income-Eligible Population Served (Excludes population served by Tribal LIHEAP grant recipients)

9%

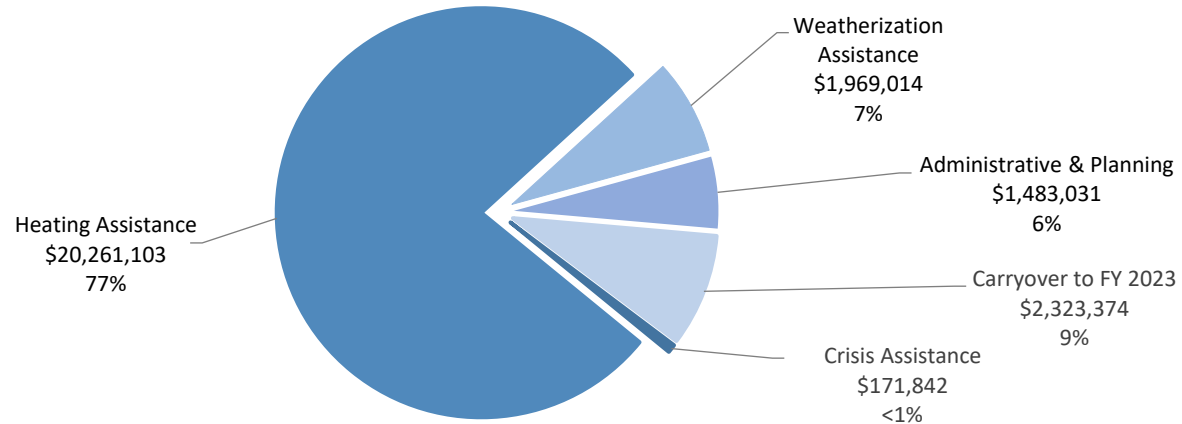
State Income-Eligible Population***

47,844

Annual Funds, 2018-2022 (\$ millions)

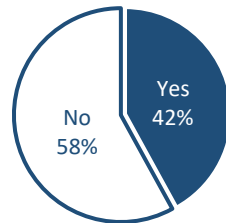


Uses of Funds

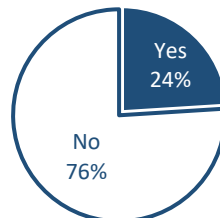


Vulnerable Recipient Households

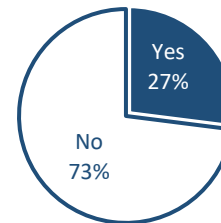
Households with Elderly Member



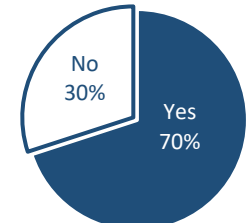
Households with Young Child



Households with Disabled Member



Households with Any Vulnerable Member



Types of Assistance

Heating Assistance served 4,117 households with reported average benefits of \$1,350 (regular LIHEAP funds) and \$3,814 (LIHEAP ARPA funds).

Year-Round Crisis Assistance served 134 households with reported average benefits of \$1,282 (regular LIHEAP funds).

Weatherization Assistance served 192 households with a calculated average benefit of \$10,255.

* Total Funding Available includes \$1,141,648 returned to the federal government.

**Funding Available to Tribes is direct funding by ACF and is not included in other Profile figures.

*** These figures are based on the income-eligible population for the entire state. 13 tribal grant recipients in Alaska administer LIHEAP separately from the state of Alaska and are not included in the households served in this profile.

Data are current as of August 11, 2023
For more information, see <https://liheappm.acf.hhs.gov/>