

Arizona

LIHEAP FY2023 State Profile

Total Funding Available
\$61,315,047

Funding Available to Tribes*
\$4,433,362

Total Households Served
27,788

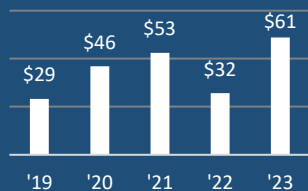
Income Eligibility Requirements
\$51,647

for a 4-person household

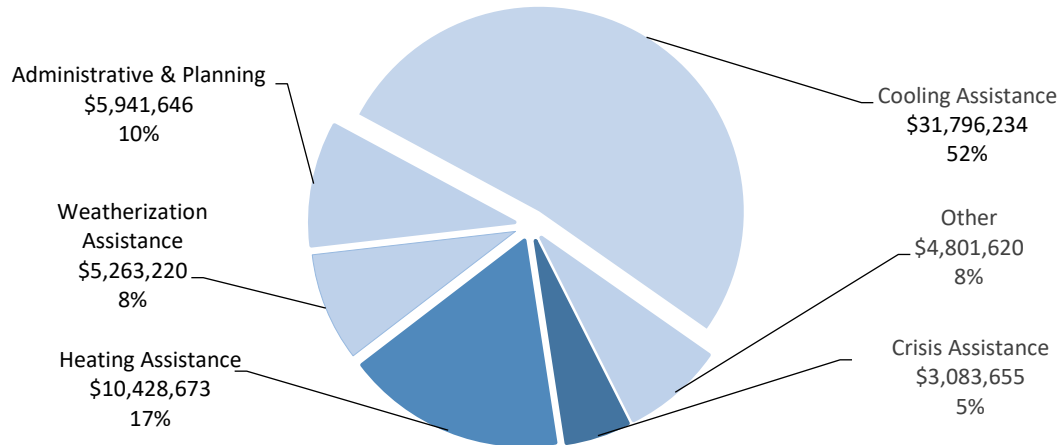
% of State Income-Eligible Population Served
5%

State Income-Eligible Population
606,163

Annual Funds, 2019-2023
 (\$ millions)



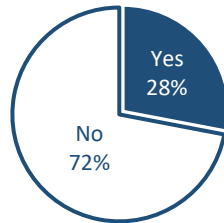
Uses of Funds



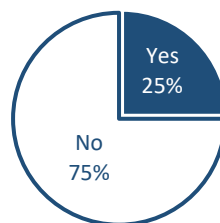
The Other category consists of:
 Carryover to FY2024 (\$3,118,200)
 Assurance 16 Activities (\$1,658,420)

Vulnerable Recipient Households

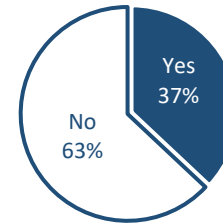
Households with Elderly Member



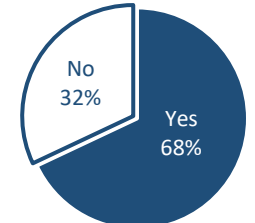
Households with Young Child



Households with Disabled Member



Households with Any Vulnerable Member



Types of Assistance

Heating Assistance served 6,694 households with reported average benefits of \$1,094.

Cooling Assistance served 20,523 households with reported average benefits of \$1,088.

Year-Round Crisis Assistance served 4,037 households with reported average benefits of \$536.

Weatherization Assistance served 391 households. Additional households will be served in FY2024 with the FY2023 funds.

* Funding Available to Tribes is direct funding by ACF and is not included in other Profile figures.