

Arkansas

LIHEAP FY2023 State Profile

Total Funding Available
\$54,162,188

Total Households Served
69,242

Income Eligibility Requirements
\$44,673
 for a 4-person household

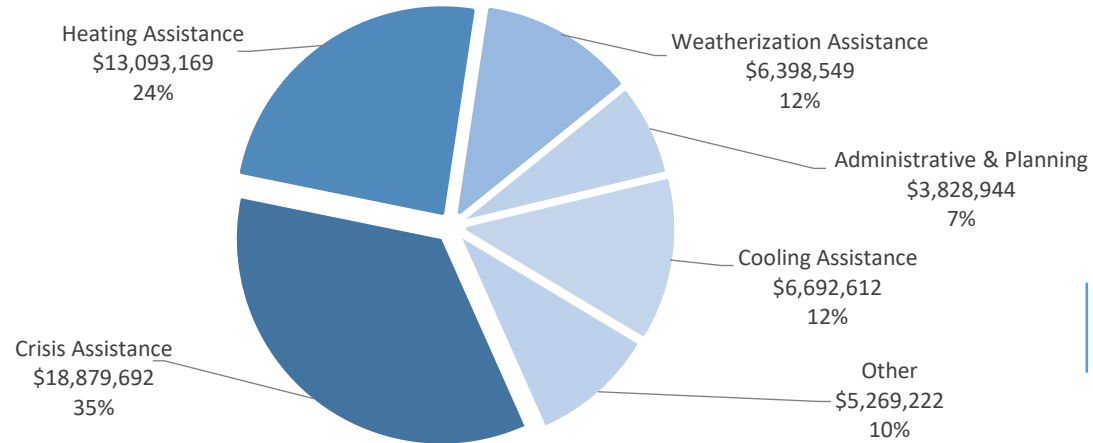
% of State Income-Eligible Population Served
22%

State Income-Eligible Population
308,915

Annual Funds, 2019-2023
 (\$ millions)



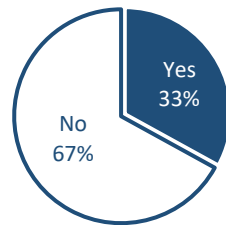
Uses of Funds



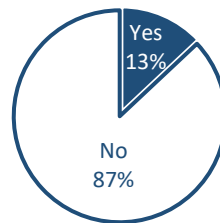
The Other category consists of:
 Carryover to FY2024 (\$4,621,861)
 Assurance 16 Activities (\$647,361)

Vulnerable Recipient Households

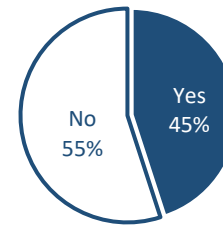
Households with Elderly Member



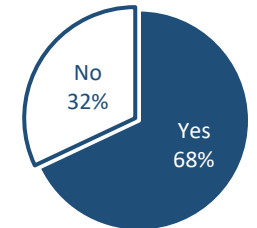
Households with Young Child



Households with Disabled Member



Households with Any Vulnerable Member



Types of Assistance

Heating Assistance served 46,121 households with reported average benefits of \$212.

Cooling Assistance served 44,278 households with reported average benefits of \$181.

Winter Crisis Assistance served 21,588 households with reported average benefits of \$383.

Summer Crisis Assistance served 22,006 households with reported average benefits of \$386.

Weatherization Assistance served 396 households.