

California

LIHEAP FY2023 State Profile

Total Funding Available*

\$371,169,353

Funding Available to Tribes**

\$1,408,393

Total Households Served

222,271

Income Eligibility Requirements

\$62,313

for a 4-person household

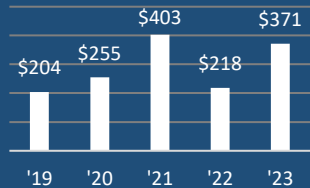
% of State Income-Eligible Population Served

7%

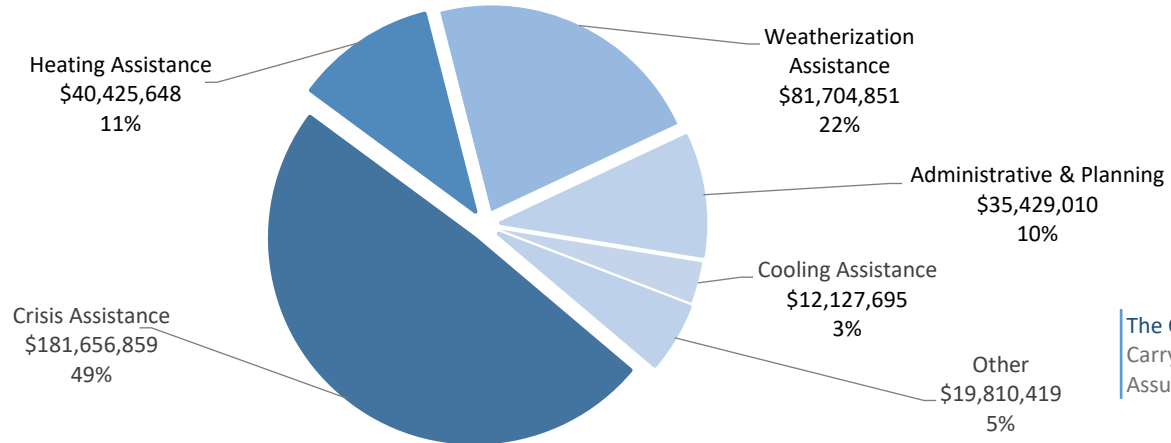
State Income-Eligible Population

3,311,260

Annual Funds, 2019-2023
(\$ millions)



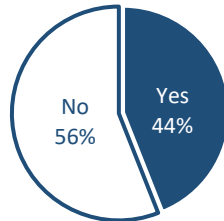
Uses of Funds



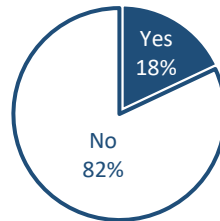
The Other category consists of:
Carryover to FY2024 (\$2,799,823)
Assurance 16 Activities (\$17,010,596)

Vulnerable Recipient Households

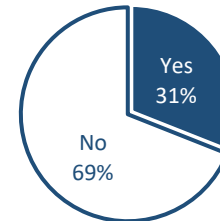
Households with Elderly Member



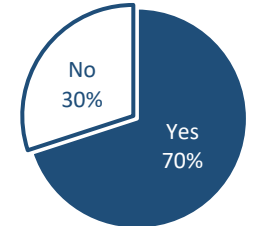
Households with Young Child



Households with Disabled Member



Households with Any Vulnerable Member



Types of Assistance

Heating Assistance served 86,662 households with reported average benefits of \$460 (regular LIHEAP funds) and \$444 (LIHEAP IJA funds).

Cooling Assistance served 32,499 households with reported average benefits of \$440 (regular LIHEAP funds) and \$445 (LIHEAP IJA funds).

Year-Round Crisis Assistance served 121,905 households with a reported average benefit of \$1,183 (regular LIHEAP funds) and \$1,257 (LIHEAP IJA funds).

Weatherization Assistance served 9,377 households with a calculated average benefit of \$8,713.

* Total Funding Available includes \$14,871 returned to the federal government.

** Funding Available to Tribes is direct funding by ACF and is not included in other Profile figures.

Data are current as of April 30, 2024.

For more information, see <https://liheappm.acf.hhs.gov/>