

Connecticut

LIHEAP FY2023 State Profile

Total Funding Available
\$122,907,835

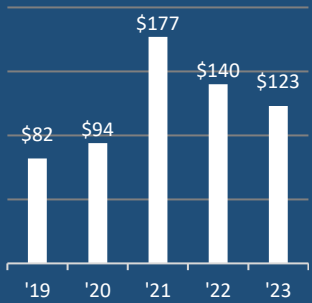
Total Households Served
101,181

Income Eligibility Requirements
\$76,465
 for a 4-person household

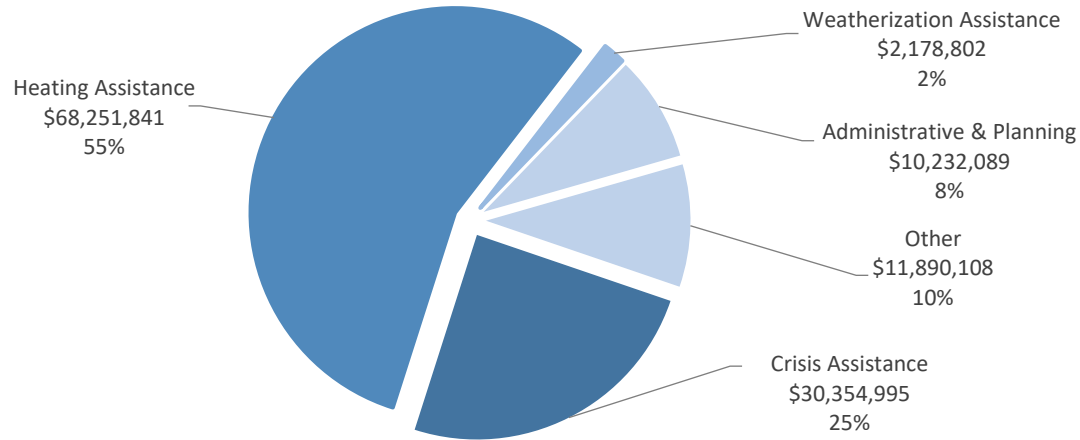
% of State Income-Eligible Population Served
24%

State Income-Eligible Population
417,097

Annual Funds, 2019-2023 (\$ millions)

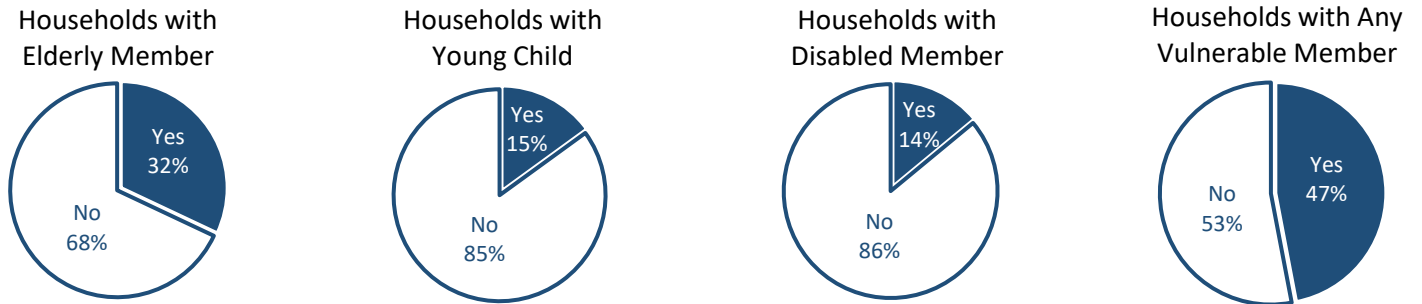


Uses of Funds



The Other category consists of:
 Carryover to FY2024 (\$9,594,803)
 Assurance 16 Activities (\$1,414,681)
 Nominal Payments (\$880,624)

Vulnerable Recipient Households



Types of Assistance

Heating Assistance served 101,181 households with reported average benefits of \$655 (regular LIHEAP funds) and \$275 (LIHEAP IJA funds).

Winter Crisis Assistance served 26,414 households with reported average benefits of \$300.

Weatherization Assistance served 1,733 households with a calculated average benefit of \$1,257.