

Delaware

LIHEAP FY2023 State Profile

Total Funding Available
\$21,833,875

Total Households Served
11,431

Income Eligibility Requirements
\$63,045
 for a 4-person household

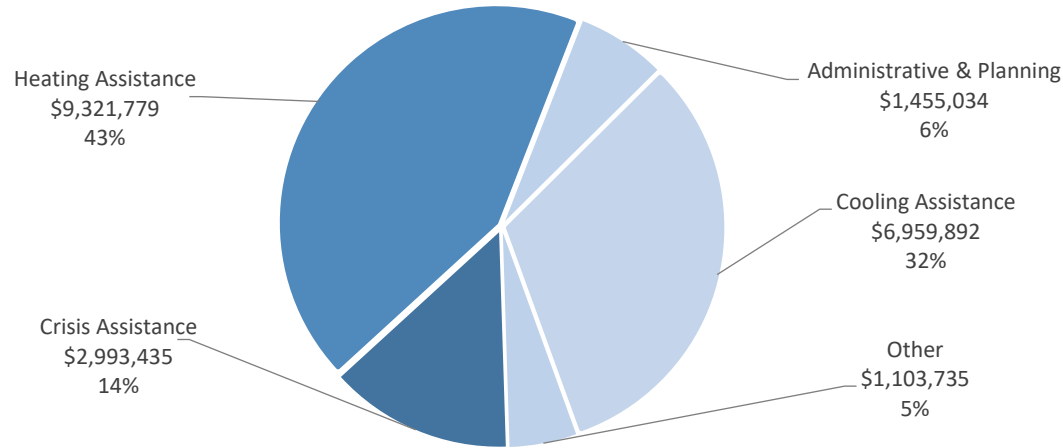
% of State Income-Eligible Population Served
12%

State Income-Eligible Population
97,297

Annual Funds, 2019-2023
 (\$ millions)



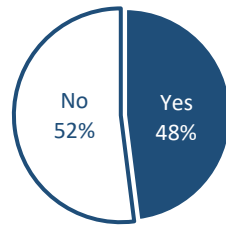
Uses of Funds



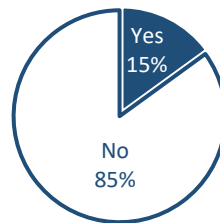
The Other category consists of:
 Carryover to FY2024 (\$1,004,275)
 Assurance 16 Activities (\$99,460)

Vulnerable Recipient Households

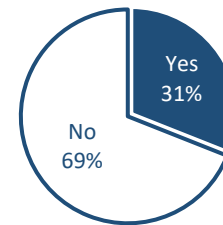
Households with Elderly Member



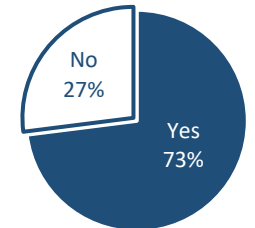
Households with Young Child



Households with Disabled Member



Households with Any Vulnerable Member



Types of Assistance

Heating Assistance served 9,306 households with reported average benefits of \$546.

Cooling Assistance served 10,038 households with reported average benefits of \$690.

Year-Round Crisis Assistance served 4,197 households with reported average benefits of \$1,037.

Weatherization Assistance served 25 households.