

Florida

LIHEAP FY2023 State Profile

Total Funding Available
\$210,651,768


Total Households Served
106,968

Income Eligibility Requirements
\$53,337
 for a 4-person household

% of State Income-Eligible Population Served
5%

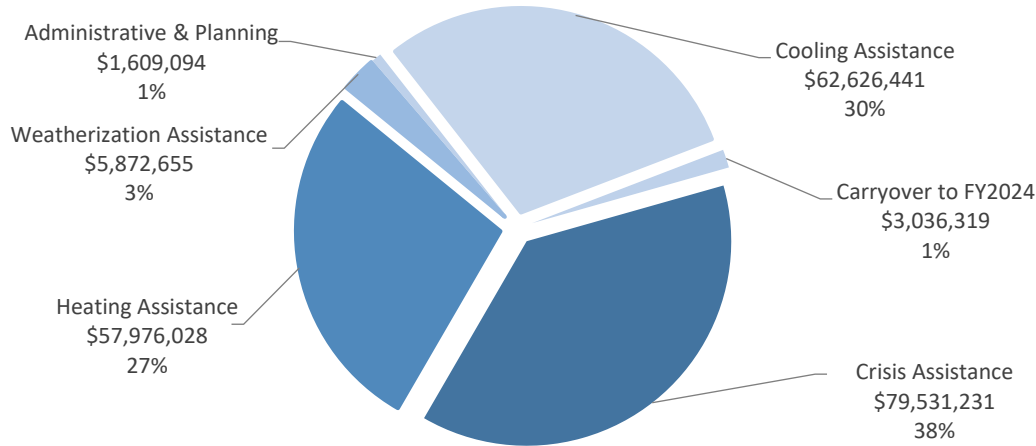
State Income-Eligible Population
1,959,512

Annual Funds, 2019-2023 (\$ millions)



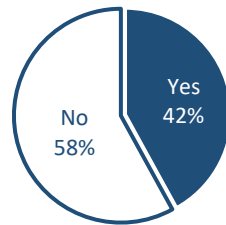
Year	Funding (\$ millions)
'19	\$105
'20	\$157
'21	\$183
'22	\$149
'23	\$211

Uses of Funds

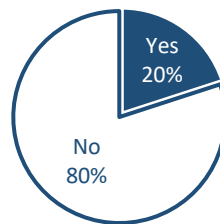


Vulnerable Recipient Households

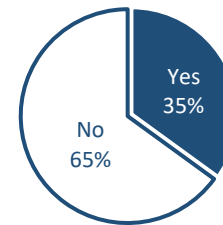
Households with Elderly Member



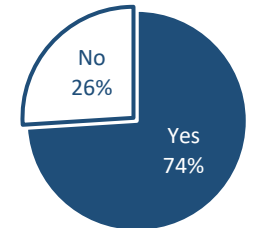
Households with Young Child



Households with Disabled Member



Households with Any Vulnerable Member



Types of Assistance

Heating Assistance served 40,838 households with reported average benefits of \$987 (regular LIHEAP funds) and \$940 (LIHEAP IJA funds).

Cooling Assistance served 31,537 households with reported average benefits of \$990.

Year-Round Crisis Assistance served 68,334 households with reported average benefits of \$630.

Weatherization Assistance served 1,170 households with a calculated average benefit of \$5,019.