

# Hawaii

## LIHEAP FY2022 State Profile

Total Funding Available  
**\$10,619,711**

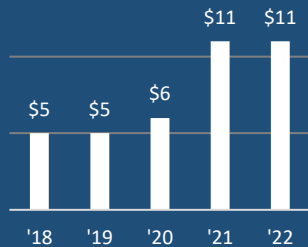
Total Households Served  
**7,910**

Income Eligibility Requirements  
**\$45,270**  
 for a 4-person household

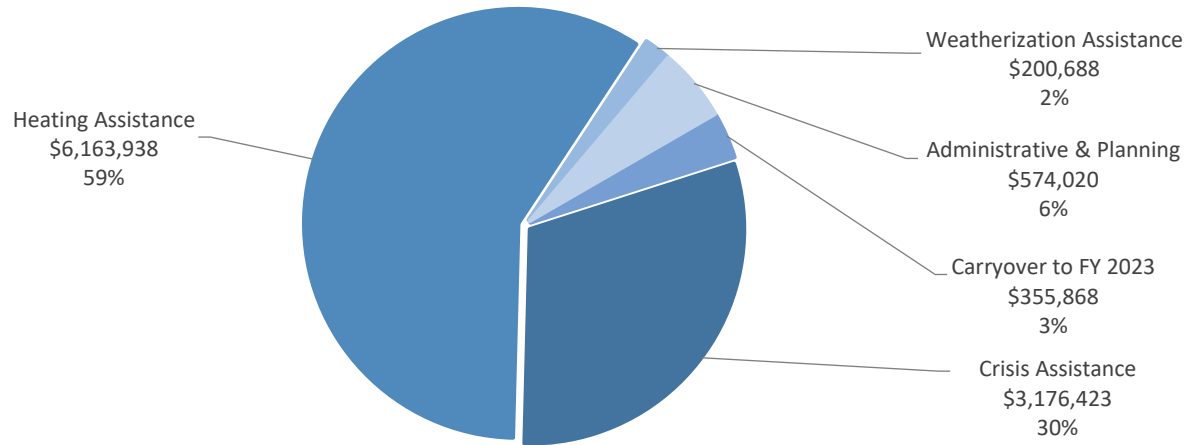
% of State Income-Eligible Population Served  
**10%**

State Income-Eligible Population  
**77,557**

Annual Funds, 2018-2022  
 (\$ millions)

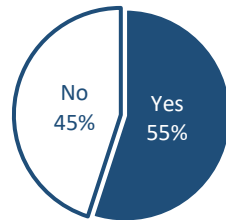


### Uses of Funds

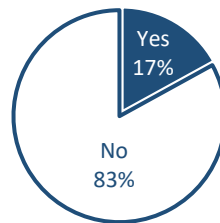


### Vulnerable Recipient Households

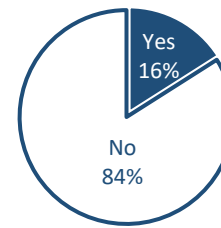
Households with Elderly Member



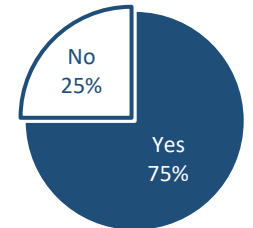
Households with Young Child



Households with Disabled Member



Households with Any Vulnerable Member



### Types of Assistance

**Heating Assistance** served 6,357 households with a reported average benefit of \$2,398 (regular LIHEAP funds).  
**Year-Round Crisis Assistance** served 1,531 households with a reported average benefit of \$906 (LIHEAP ARPA funds).  
**Weatherization Assistance** served 81 households with a calculated average benefit of \$2,478.