

Idaho

LIHEAP FY2023 State Profile

Total Funding Available
\$36,814,156

Funding Available to Tribes*
\$1,765,748

Total Households Served
34,439

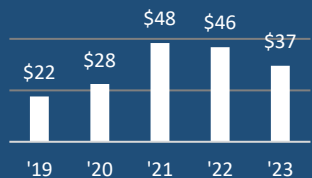
Income Eligibility Requirements
\$41,625

for a 4-person household

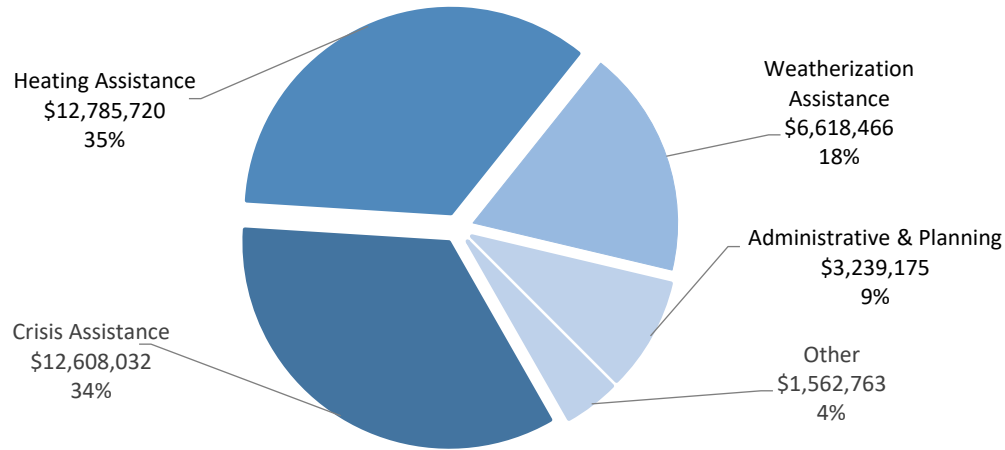
% of State Income-Eligible Population Served
25%

State Income-Eligible Population
140,477

Annual Funds, 2019-2023
 (\$ millions)



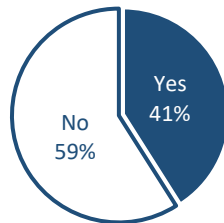
Uses of Funds



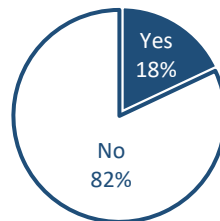
The Other category consists of:
 Carryover to FY2024 (\$581,276)
 Assurance 16 Activities (\$946,487)
 Dev. of Leveraging Resources (\$35,000)

Vulnerable Recipient Households

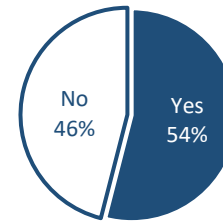
Households with Elderly Member



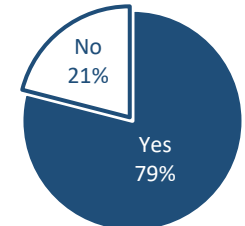
Households with Young Child



Households with Disabled Member



Households with Any Vulnerable Member



Types of Assistance

Heating Assistance served 30,887 households with reported average benefits of \$242.

Year-Round Crisis Assistance served 11,593 households with reported average benefits of \$587.

Weatherization Assistance served 437 households. Additional households will be served in FY2024 with the FY2023 funds.

*Funding Available to Tribes is direct funding by ACF and is not included in other Profile figures.