

# Illinois

## LIHEAP FY2023 State Profile

**Total Funding Available**  
**\$300,885,621**

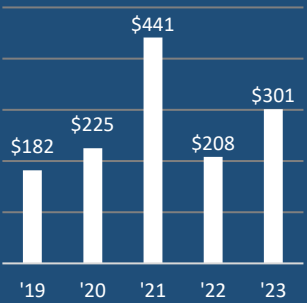
**Total Households Served**  
**172,841**

**Income Eligibility Requirements**  
**\$55,500**  
 for a 4-person household

**% of State Income-Eligible Population Served**  
**15%**

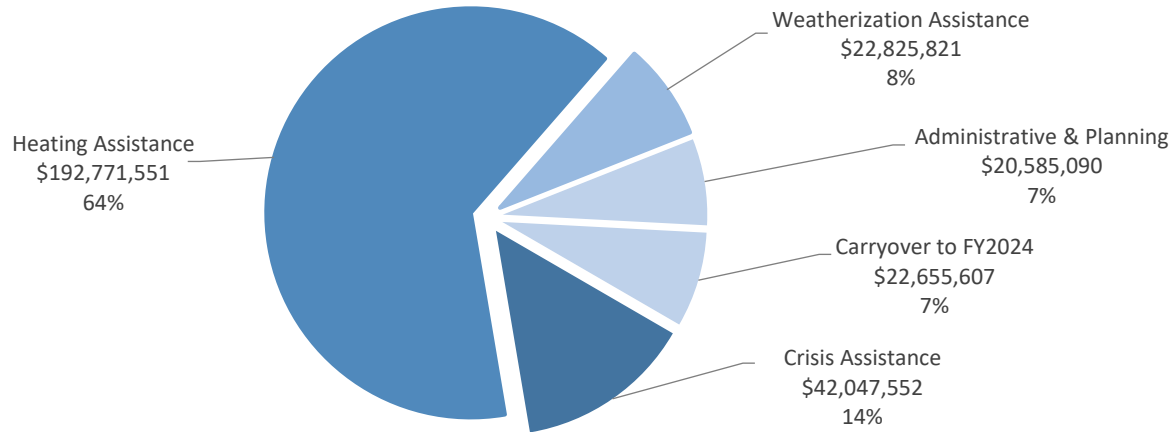
**State Income-Eligible Population**  
**1,174,206**

**Annual Funds, 2019-2023 (\$ millions)**



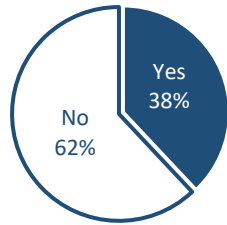
Year	Funding (\$ millions)
'19	\$182
'20	\$225
'21	\$441
'22	\$208
'23	\$301

### Uses of Funds

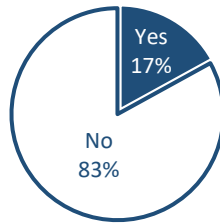


### Vulnerable Recipient Households

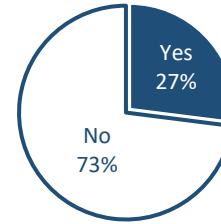
Households with Elderly Member



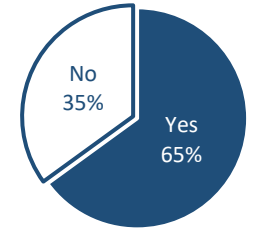
Households with Young Child



Households with Disabled Member



Households with Any Vulnerable Member



### Types of Assistance

**Heating Assistance** served 155,770 households with reported average benefits of \$812.

**Winter Crisis Assistance** served 36,395 households with reported average benefits of \$648.

**Weatherization Assistance** served 2,773 households with a calculated average benefit of \$8,231.