

Indiana

LIHEAP FY2023 State Profile

Total Funding Available
\$133,555,715


Total Households Served
122,931

Income Eligibility Requirements
\$53,515
 for a 4-person household

% of State Income-Eligible Population Served
19%

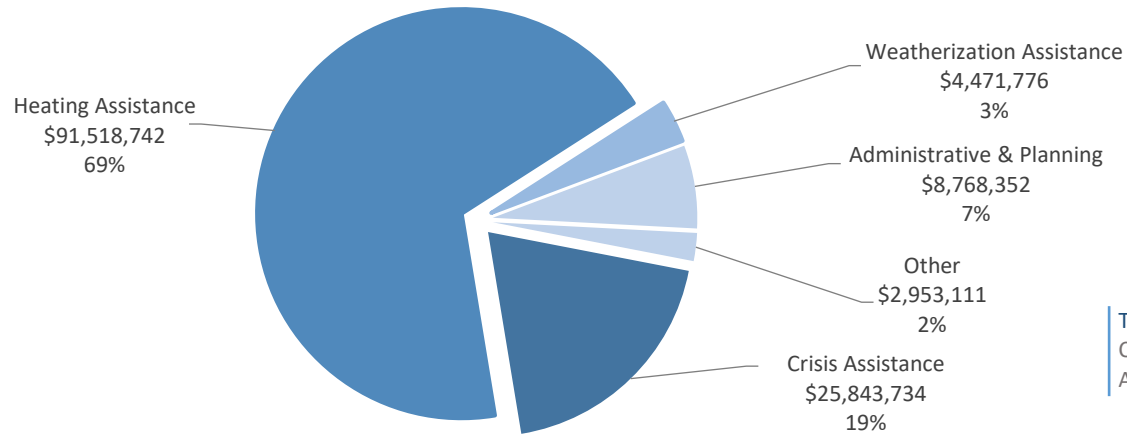
State Income-Eligible Population
652,833

Annual Funds, 2019-2023 (\$ millions)



Year	Funding (\$ millions)
'19	\$77
'20	\$100
'21	\$212
'22	\$203
'23	\$134

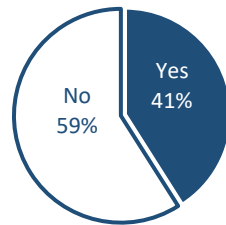
Uses of Funds



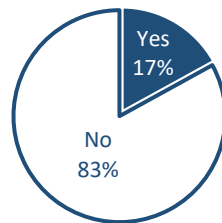
The Other category consists of:
 Carryover to FY2024 (\$601,766)
 Assurance 16 Activities (\$2,351,345)

Vulnerable Recipient Households

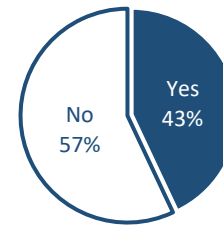
Households with Elderly Member



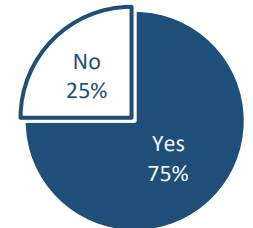
Households with Young Child



Households with Disabled Member



Households with Any Vulnerable Member



Types of Assistance

Heating Assistance served 122,210 households with reported average benefits of \$542.

Winter Crisis Assistance served 40,897 households with reported average benefits of \$461.

Weatherization Assistance served 673 households with a calculated average benefit of \$6,645.