

Iowa

LIHEAP FY2023 State Profile

Total Funding Available
\$84,749,110

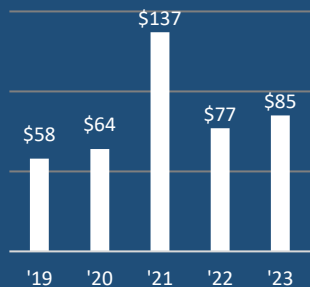
Total Households Served
83,353

Income Eligibility Requirements
\$55,500
 for a 4-person household

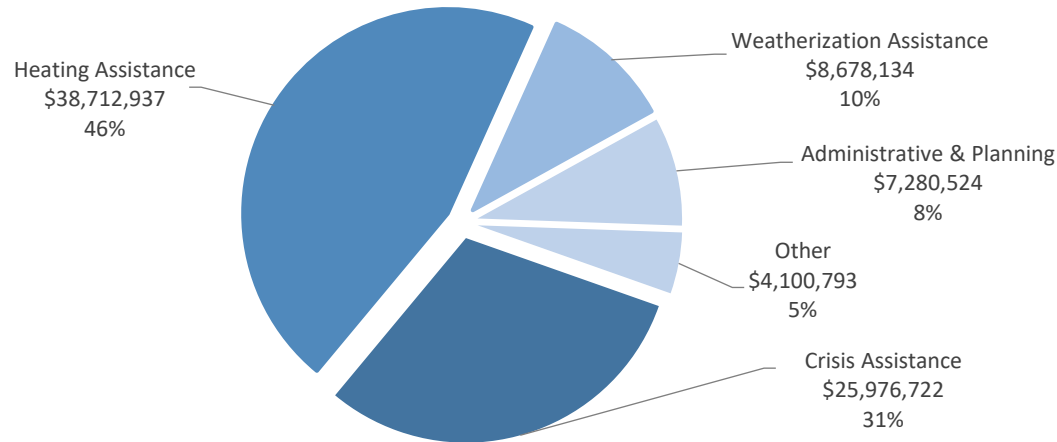
% of State Income-Eligible Population Served
28%

State Income-Eligible Population
301,436

Annual Funds, 2019-2023
 (\$ millions)



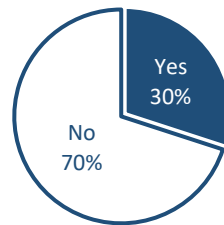
Uses of Funds



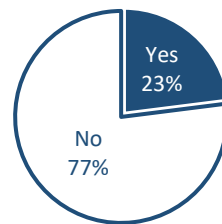
The Other category consists of:
 Carryover to FY2024 (\$2,168,989)
 Assurance 16 Activities (\$1,931,804)

Vulnerable Recipient Households

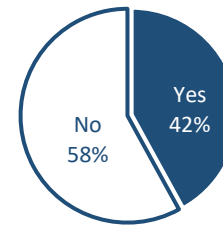
Households with Elderly Member



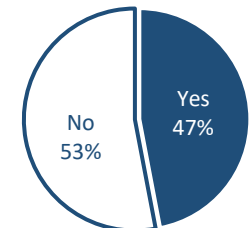
Households with Young Child



Households with Disabled Member



Households with Any Vulnerable Member



Types of Assistance

Heating Assistance served 82,725 households with reported average benefits of \$468.

Year-Round Crisis Assistance served 25,784 households with reported average benefits of \$927 (regular LIHEAP funds) and \$410 (LIHEAP IJA funds).

Weatherization Assistance served 1,022 households with a calculated average benefit of \$8,491.