

# Kansas

## LIHEAP FY2023 State Profile

**Total Funding Available**  
**\$61,905,798**

**Funding Available to Tribes\***  
**\$63,149**


**Total Households Served**  
**39,185**

**Income Eligibility Requirements**  
**\$41,625**  
 for a 4-person household

**% of State Income-Eligible Population Served**  
**21%**

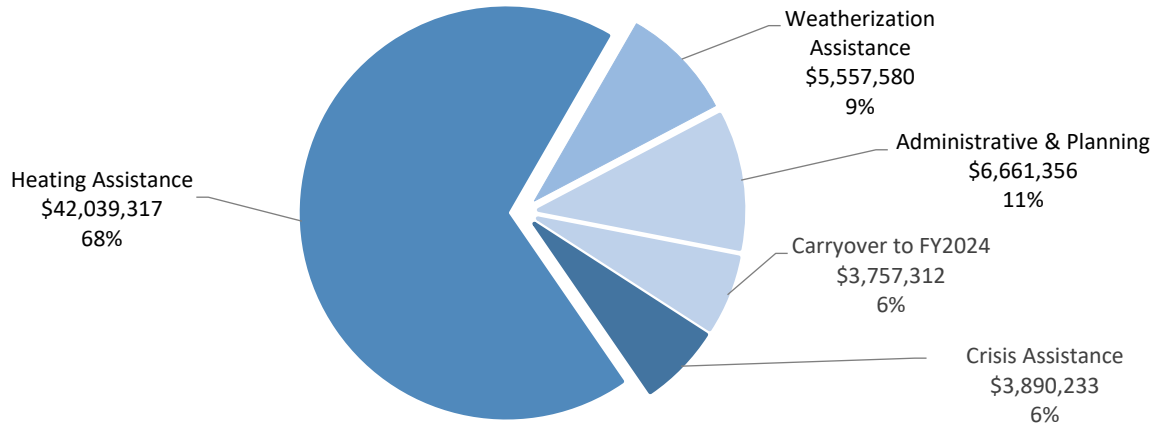
**State Income-Eligible Population**  
**189,903**

**Annual Funds, 2019-2023 (\$ millions)**



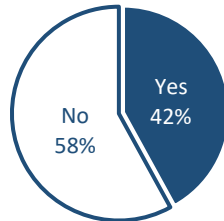
Year	Funding (\$ millions)
'19	\$38
'20	\$49
'21	\$88
'22	\$59
'23	\$62

### Uses of Funds

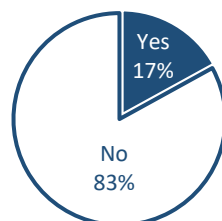


### Vulnerable Recipient Households

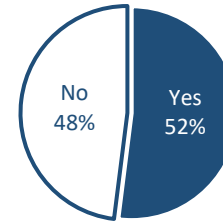
Households with Elderly Member



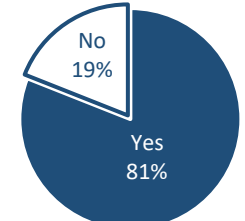
Households with Young Child



Households with Disabled Member



Households with Any Vulnerable Member



### Types of Assistance

**Heating Assistance** served 35,391 households with reported average benefits of \$1,164.

**Winter Crisis Assistance** served 3,275 households with a reported average benefit of \$1,164.

**Weatherization Assistance** served 568 households with a calculated average benefit of \$9,784.

\* Funding Available to Tribes is direct funding by ACF and is not included in other Profile figures.