

# Kentucky

## LIHEAP FY2023 State Profile

Total Funding Available  
**\$89,169,928**

Total Households Served  
**119,407**

Income Eligibility Requirements  
**\$36,075**  
for a 4-person household

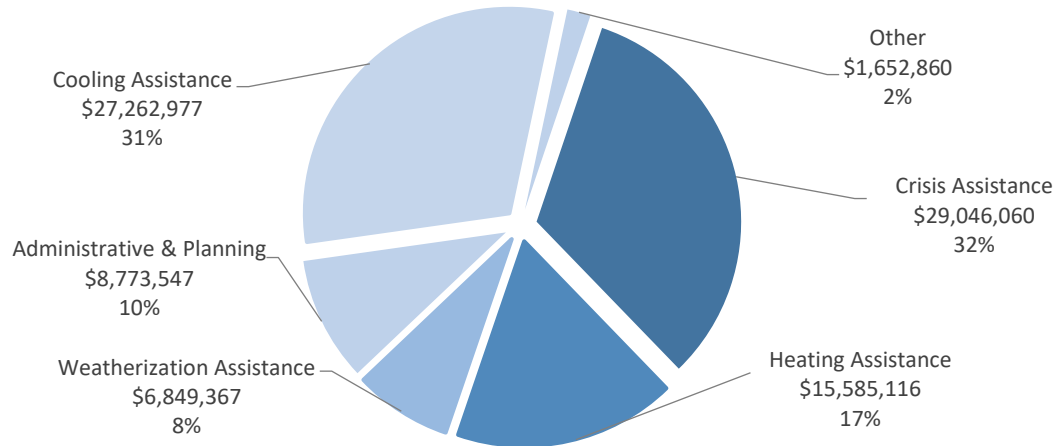
% of State Income-Eligible Population Served  
**35%**

State Income-Eligible Population  
**343,690**

Annual Funds, 2019-2023  
(\$ millions)



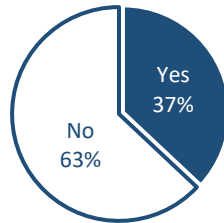
### Uses of Funds



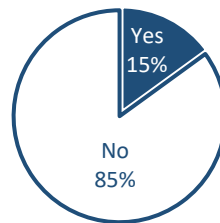
The Other category consists of:  
Carryover to FY2024 (\$1,412,929)  
Assurance 16 Activities (\$239,931)

### Vulnerable Recipient Households

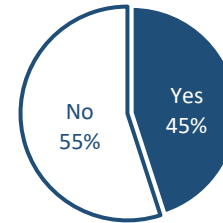
Households with Elderly Member



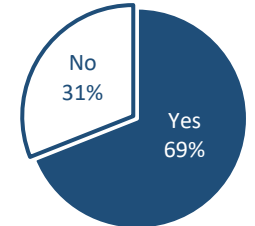
Households with Young Child



Households with Disabled Member



Households with Any Vulnerable Member



### Types of Assistance

**Heating Assistance** served 71,494 households with reported average benefits of \$136.

**Cooling Assistance** served 72,634 households with reported average benefits of \$167 (regular LIHEAP funds) and \$336 (LIHEAP IJA funds).

**Winter Crisis Assistance** served 71,961 households with reported average benefits of \$244.

**Weatherization Assistance** served 443 households. Additional households will be served in FY2024 with the FY2023 funds.