

# Louisiana

## LIHEAP FY2023 State Profile

Total Funding Available  
**\$86,313,694**

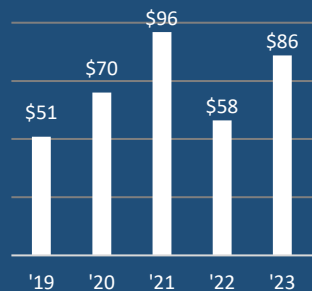
Total Households Served  
**103,858**

Income Eligibility Requirements  
**\$50,078**  
 for a 4-person household

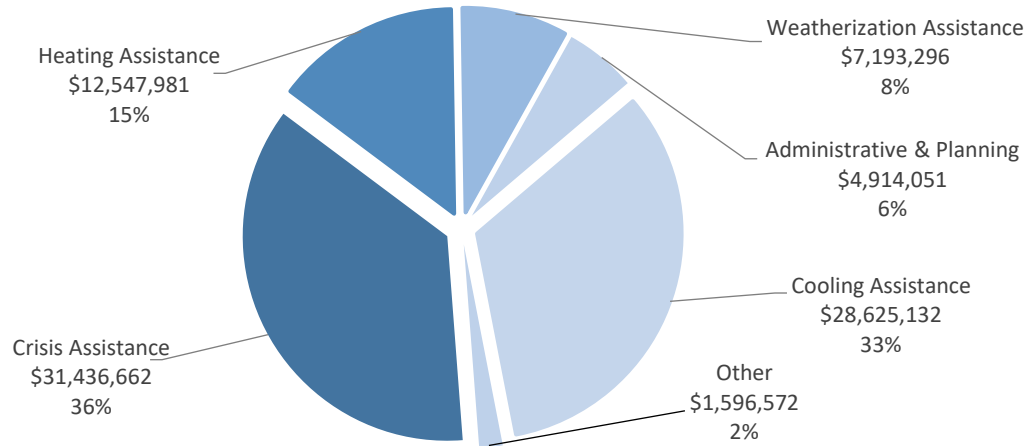
% of State Income-Eligible Population Served  
**19%**

State Income-Eligible Population  
**555,488**

Annual Funds, 2019-2023  
 (\$ millions)



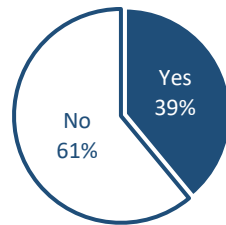
### Uses of Funds



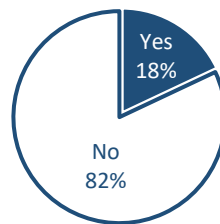
The Other category consists of:  
 Carryover to FY2024 (\$341,774)  
 Assurance 16 Activities (\$1,254,798)

### Vulnerable Recipient Households

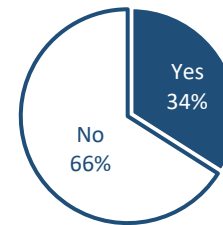
Households with Elderly Member



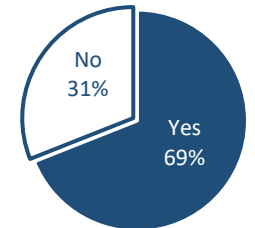
Households with Young Child



Households with Disabled Member



Households with Any Vulnerable Member



### Types of Assistance

**Heating Assistance** served 25,594 households with reported average benefits of \$499.

**Cooling Assistance** served 99,771 households with reported average benefits of \$474 (regular LIHEAP funds) and \$544 (LIHEAP IJA funds).

**Year-Round Crisis Assistance** served 23,909 households with reported average benefits of \$382.

**Weatherization Assistance** served 735 households with a calculated average benefit of \$9,787.