

Massachusetts

LIHEAP FY2023 State Profile

Total Funding Available
\$218,489,132

Funding Available to Tribes*
\$325,780

Total Households Served
152,011

Income Eligibility Requirements
\$81,561
 for a 4-person household

% of State Income-Eligible Population Served
19%

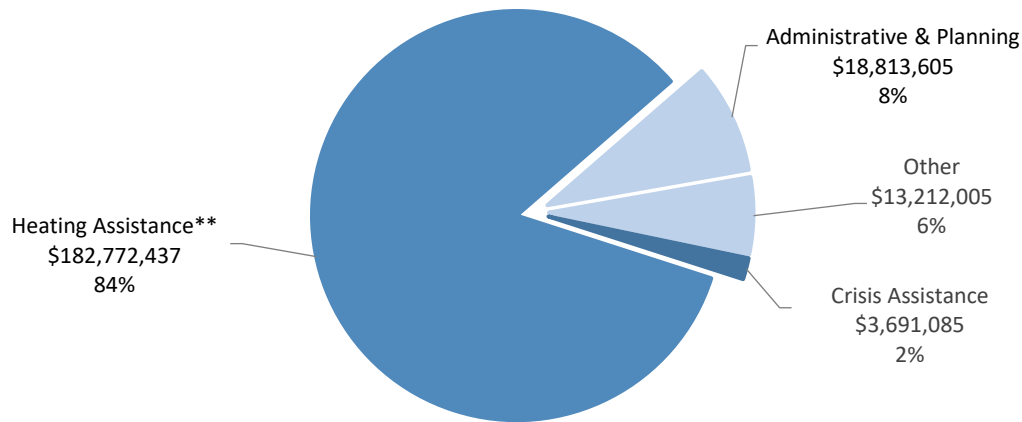
State Income-Eligible Population
819,440

Annual Funds, 2019-2023 (\$ millions)



Year	Funding (\$ millions)
'19	\$141
'20	\$161
'21	\$323
'22	\$148
'23	\$218

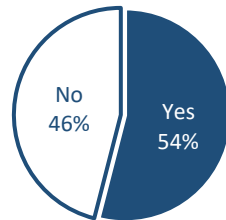
Uses of Funds



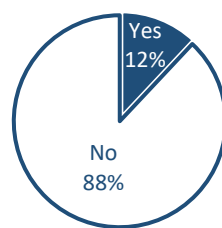
The Other category consists of:
 Carryover to FY2023 (\$3,985,282)
 Assurance 16 Activities (\$6,356,723)
 Nominal Payments (\$2,800,000)
 Dev. Of Leveraging Resources (\$70,000)

Vulnerable Recipient Households

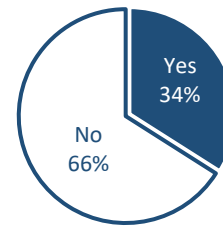
Households with Elderly Member



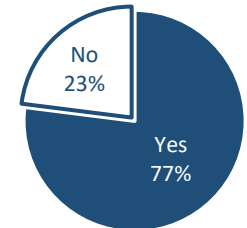
Households with Young Child



Households with Disabled Member



Households with Any Vulnerable Member



Types of Assistance

Heating Assistance served 152,011 households with reported average benefits of \$1,414.

Weatherization Assistance served 8,042 households with prior year funds.

*Funding Available to Tribes is direct funding by ACF and is not included in other Profile figures.

** Massachusetts provides Winter Crisis Assistance to households as an expedited (fast-track emergency program) heating benefit. These crisis assistance benefits are provided to households using LIHEAP funds obligated to Heating Assistance.