

# Minnesota

## LIHEAP FY2023 State Profile

**Total Funding Available**  
**\$172,440,433**


**Total Households Served**  
**133,166**

**Income Eligibility Requirements**  
**\$58,793**  
 for a 4-person household

**% of State Income-Eligible Population Served**  
**23%**

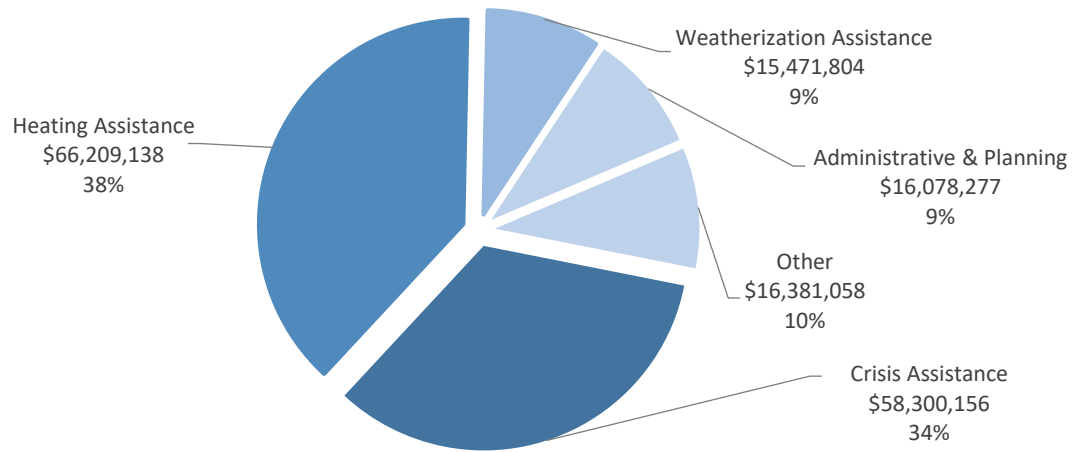
**State Income-Eligible Population**  
**587,165**

**Annual Funds, 2019-2023 (\$ millions)**



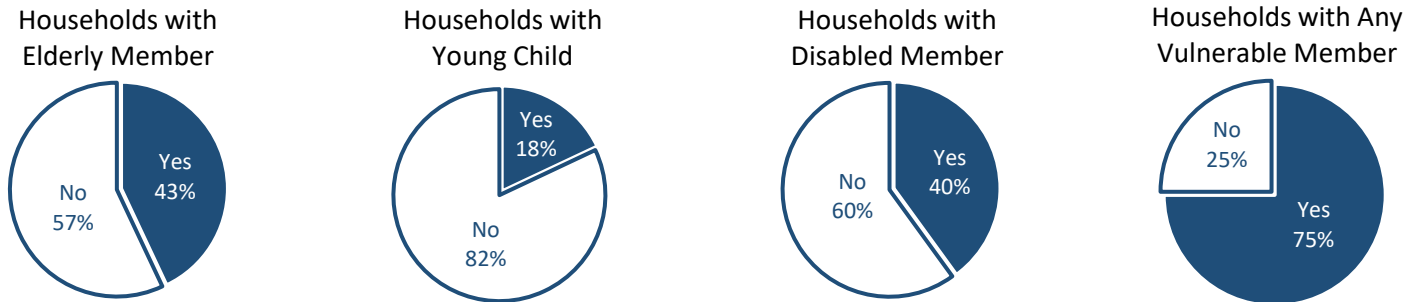
Year	Funding (\$ millions)
'19	\$120
'20	\$131
'21	\$301
'22	\$267
'23	\$172

### Uses of Funds



The Other category consists of:  
 Carryover to FY2024 (\$12,525,512)  
 Assurance 16 Activities (\$3,855,546)

### Vulnerable Recipient Households



### Types of Assistance

**Heating Assistance** served 133,000 households with reported average benefits of \$495.  
**Winter Crisis Assistance** served 46,996 households with reported average benefits of \$1,032.  
**Weatherization Assistance** served 2,757 households with a calculated average benefit of \$5,612.