

Mississippi

LIHEAP FY2023 State Profile

Total Funding Available
\$57,175,230

Funding Available to Tribes*
\$116,249


Total Households Served
46,243

Income Eligibility Requirements
\$42,577
 for a 4-person household

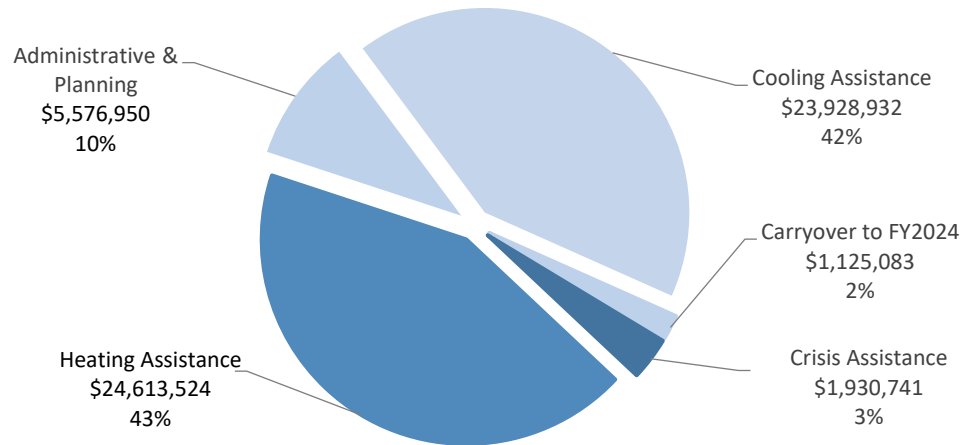
% of State Income-Eligible Population Served
14%

State Income-Eligible Population
319,609

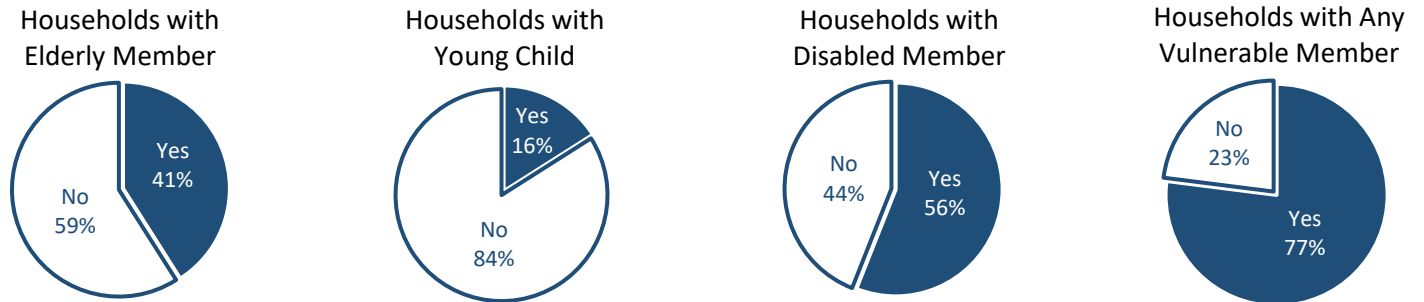
Annual Funds, 2019-2023 (\$ millions)



Uses of Funds



Vulnerable Recipient Households



Types of Assistance

Heating Assistance served 30,253 households with reported average benefits of \$548 (regular LIHEAP funds) and \$1,000 (LIHEAP IJIA funds).

Cooling Assistance served 28,668 households with reported average benefits of \$566 (regular LIHEAP funds) and \$1,000 (LIHEAP IJIA funds).

Year-Round Crisis Assistance served 8,222 households with a reported average benefit of \$208.

* Funding Available to Tribes is direct funding by ACF and is not included in other Profile figures.